

Thrust Bearings

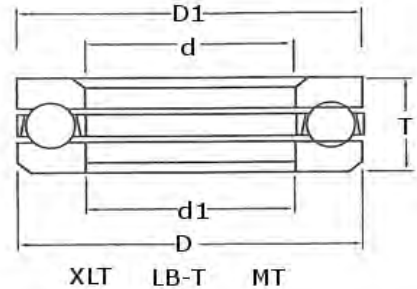
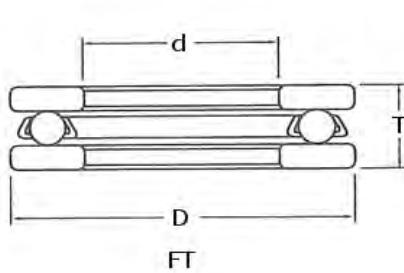
Metric

Primary Dimensions			Bearing Code
d	D	B	
mm			
10	24	9	51100
	26	11	51200
12	26	9	51101
	28	11	51201
15	28	9	51102
	32	12	51202
17	30	9	51103
	35	12	51203
20	35	10	51104
	40	14	51204
25	42	11	51105
	47	15	51205
	52	18	51305
	60	24	51405
30	47	11	51106
	52	16	51206
	60	21	51306
	70	28	51406
35	52	12	51107
	62	18	51207
	68	24	51307
	80	32	51407
40	60	13	51108
	68	19	51208
	78	26	51308
	90	36	51408
45	65	14	51109
	73	20	51209
	85	28	51309
	100	39	51409
50	70	14	51110
	78	22	51210
	95	31	51310
	110	43	51410
55	78	16	51111

Primary Dimensions			Bearing Code
d	D	B	
mm			
55	90	25	51211
	105	35	51311
	120	48	51411
60	85	17	51112
	95	26	51212
	110	35	51312
	130	51	51412
65	90	18	51113
	100	27	51213
	115	36	51313
	140	56	51413
70	95	18	51114
	105	27	51214
	125	40	51314
	150	60	51414
75	100	19	51115
	110	27	51215
	135	44	51315
	160	65	51415
80	105	19	51116
	115	28	51216
	140	44	51316
	170	68	51416
85	110	19	51117
	125	31	51217
	150	49	51317
	180	72	51417
90	120	22	51118
	135	35	51218
	155	50	51318
	190	77	51418
100	135	25	51120
	150	38	51220
	170	55	51320
	210	85	51420

Primary Dimensions			Bearing Code
d	D	B	
mm			
110	145	25	51122
	160	38	51222
	190	63	51322
	230	95	51422
120	155	25	51124
	170	39	51224
	210	70	51324
	250	102	51424
130	170	30	51126
	190	45	51226
	225	75	51326
	270	110	51426
140	180	31	51128
	200	46	51228
	240	80	51328
	280	112	51428
150	190	31	51130
	215	50	51230
	250	80	51330
	300	120	51430
160	200	31	51132
	225	51	51232
	270	87	51332
170	215	34	51134
	240	55	51234
	280	87	51334

If a dimension is critical to your application please contact our sales department for confirmation.
Please note : errors and omissions excepted.

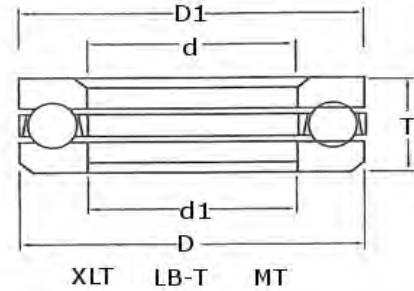
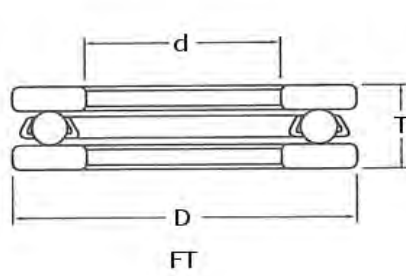


**Single Direction Thrust
Ball Bearings Imperial**

Primary Dimensions					Bearing Code
d	d1	D	D1	F	
Inch					
1/4		21/32		1/4	FT1/4
	1/4	13/16	13/16	3/8	LT1/4
	9/32	13/16	25/32	3/8	LT1/4B
5/16		3/4		1/4	FT5/16
	5/16	1	1	17/32	LT5/16
	11/32	1	21/32	17/32	LT5/16B
3/8		13/16		1/4	FT3/8
	3/8	1	1	17/32	LT3/8
	13/32	1	21/32	17/32	LT3/8B
7/16		7/8		1/4	FT7/16
	7/16	1 9/32	1 9/32	5/8	LT7/16
	15/32	1 9/32	1 1/4	5/8	LT7/16B
1/2		31/32		1/2	FT1/2
	1/2	1 9/32	1 9/32	5/8	LT1/2
	17/32	1 9/32	1 1/4	5/8	LT1/2B
9/16		1 13/32	1 13/32	5/8	LT9/16
	13/32	1 3/32	1 3/8	5/8	LT9/16B
5/8		1 3/32		9/32	FT5/8
	5/8	1 13/32	1 13/32	5/8	LT5/8
	21/32	1 13/32	1 3/8	5/8	LT5/8B
3/4		1 5/16		9/32	FT3/4
	3/4	1 17/32	1 17/32	5/8	LT3/4
	25/32	1 17/32	1 1/2	5/8	LT3/4B
	13/16	9/16	1 1/2	23/32	MT3/4
7/8		1 1/2		3/8	FT7/8
	7/8	1 21/32	1 21/32	5/8	LT7/8
	29/32	1 21/32	1 5/8	5/8	LT7/8B
	15/16	1 13/16	1 3/4	3/4	MT7/8
1		1 5/8		3/8	FT1
	1	1 25/32	1 25/32	5/8	LT1
	1 1/32	1 25/32	1 3/4	5/8	LT1B
	1 1/8	2	1 7/8	3/4	MT1B
1 1/8		1 3/4		3/8	FT1/8
	1 1/8	1 29/32	1 29/32	5/8	LT1/8

Primary Dimensions					Bearing Code	
d	d1	D	D1	F		
Inch						
1 1/8	1 5/32	1 29/32	1 7/8	5/8	LT1/8B	
	1 1/4	2 1/4	2 1/8	7/8	MT1/8	
1 1/4		2 1/16		1/2	FT11/4	
	1 1/4	2 3/32	2 3/32	23/32	LT11/4	
	1 1/4	2 1/16	2 1/16	23/32	LT11/4B	
	1 3/8	2 1/2	2 3/8	1	MT11/4	
1 3/8		2 3/16		1/2	FT13/8	
	1 3/8	2 7/32	2 7/32	23/32	LT13/8	
	1 13/32	2 7/32	2 3/16	23/32	LT13/8B	
1 1/2		2 5/16		1/2	FT11/2	
	1 1/2	2 11/32	2 11/32	23/32	LT11/2	
	1 17/32	2 11/32	2 5/16	23/32	LT11/2B	
	1 5/8	2 7/8	2 3/4	1 1/8	MT11/2	
1 5/8		2 7/16		1/2	FT15/8	
	1 5/8	2 15/32	2 5/32	23/32	LT15/8	
	1 21/32	2 5/32	2 7/16	23/32	LT15/8B	
1 3/4		2 5/8		5/8	FT13/4	
	1 3/4	2 11/16	2 11/16	3/4	LT13/4	
	1 25/32	2 11/16	2 21/32	3/4	LT13/4B	
1 7/8		1 7/8	3 5/16	3 3/16	1 1/4	MT13/4
			2 3/4		5/8	FT17/8
	1 7/8	2 13/16	2 13/16	3/4	LT17/8	
	1 29/32	2 13/16	2 25/32	3/4	LT17/8B	
2		2 7/8		5/8	FT2	
	2 1/32	2 31/32	2 15/16	3/4	LT2	
	2 1/32	3 1/16	3 1/32	11/16	XLT2	
	2 1/8	3 11/16	3 9/16	1 3/8	MT2	
2 1/8		2 5/32	3 3/16	3 5/32	11/16	XLT21/8
		2 5/32	3 7/32	3 3/16	7/8	LT21/8
2 1/4		3 1/8		5/8	FT21/4	
	2 9/32	3 5/16	3 9/32	11/16	XLT21/4	
	2 9/32	3 11/32	3 5/16	7/8	LT21/4	
	2 3/8	4 1/4	4 1/8	1 11/16	MT21/4	
2 3/8	2 13/32	3 7/16	3 13/32	11/16	XLT23/8	

If a dimension is critical to your application please contact our sales department for confirmation.
Please note : errors and omissions excepted.



**Single Direction Thrust
Ball Bearings Imperial**

Primary Dimensions					Bearing Code
d	d1	D	D1	F	
Inch					
2 3/8	2 13/32	3 19/32	3 9/16	1	LT23/8
2 1/2	2 17/32	3 9/16	3 17/32	11/16	XLT21/2
	2 17/32	3 23/32	3 11/16	1	LT21/2
2 5/8	2 5/8	4 3/4	4 5/8	2	MT21/2
	2 21/32	3 3/4	3 23/32	3/4	XLT25/8
2 3/4	2 21/32	3 27/32	3 13/16	1	LT25/8
	2 25/32	3 7/8	3 27/32	3/4	XLT23/4
2 7/8	2 25/32	4 1/32	4	1	LT23/4
	2 7/8	5	4 7/8	2	MT23/4
	2 29/32	4	3 31/32	3/4	XLT27/8
3	2 29/32	4 5/32	4 1/8	1	LT27/8
	3 1/16	4 1/8	4 1/16	3/4	XLT3
3 1/8	3 1/16	4 3/8	4 5/16	1 1/8	LT3
	3 1/8	5 5/8	5 1/2	2 1/4	MT3
	3 1/16	4 1/2	4 7/16	1 1/8	LT31/8
3 1/4	3 5/16	4 3/8	4 5/16	3/4	XLT31/4
	3 5/16	4 13/16	4 3/4	1 1/4	LT31/4
3 3/8	3 7/16	4 15/16	4 7/8	1 1/4	LT33/8
	3 9/16	4 5/8	4 9/16	3/4	XLT31/2
3 5/8	3 9/16	5 1/16	5	1 1/4	LT31/2
	3 5/8	6 7/16	6 5/16	2 1/2	MT31/2
	3 11/16	5 3/16	5 1/8	1 1/4	LT35/8
3 3/4	3 13/16	4 7/8	4 13/16	3/4	XLT33/4
	3 13/16	5 5/16	5 1/4	1 1/4	LT33/4
3 7/8	3 15/16	5 11/16	5 5/8	1 3/8	LT37/8
4	4 1/16	5 1/4	5 3/16	7/8	XLT4
	4 1/16	5 13/16	5 3/4	1 3/8	LT4
	4 1/8	7 1/4	7 1/8	2 13/16	MT4
4 1/4	4 5/16	6 5/16	6 1/4	1 3/4	LT41/4
4 1/2	4 9/16	5 3/4	5 11/16	1	XLT41/2
	4 9/16	6 9/16	6 1/2	1 3/4	LT41/2
	4 5/8	8 3/8	8 1/4	3 3/8	MT41/2
4 3/4	4 13/16	7 1/16	7	2	LT43/4
5	5 1/16	6 1/2	6 7/16	1 1/8	XLT5

Primary Dimensions					Bearing Code
d	d1	D	D1	F	
Inch					
5	5 1/16	7 5/16	7 1/4	2	LT5
5 1/2	5 1/8	9 1/2	9 3/8	4	MT5
	5 9/16	7	6 15/16	1 1/8	XLT51/2
6	5 9/16	8 1/16	8	2 3/16	LT51/2
	5 5/8	10 3/8	10 1/4	4 1/4	MT51/2
6 1/2	6 1/16	7 5/8	7 9/16	1 1/4	XLT6
	6 1/16	8 11/16	8 5/8	2 3/8	LT6
7	6 1/4	11 1/8	11	4 1/4	MT6
	6 5/8	8 1/8	8	1 1/4	XLT6 1/2
7 1/2	6 5/8	9 12/13	9 9/32	2 1/2	LT6 1/2
	7 1/8	8 3/4	8 5/8	1 3/8	XLT7
8	7 1/8	10 1/8	10	2 5/8	LT7
	7 1/8	12 3/4	12 5/8	5	MT7
	7 1/2	7 5/8	9 1/4	9 1/8	1 3/8
8 1/2	7 5/8	10 7/8	10 3/4	2 3/4	LT7 1/2
	8 1/8	10	9 7/8	1 1/2	XLT8
9	8 1/4	11 5/8	11 1/2	3	LT8
	8 1/8	14 3/8	14 1/4	5 5/8	MT8
9 1/2	8 5/8	10 1/2	10 3/8	1 1/2	XLT8 1/2
	9 1/8	11 1/4	11 1/8	1 7/8	XLT9
9 1/2	9 1/8	13 1/8	13	3 1/2	LT9
	9 5/8	11 3/4	11 5/8	1 7/8	XLT9 1/2

If a dimension is critical to your application please contact our sales department for confirmation.
Please note : errors and omissions excepted.