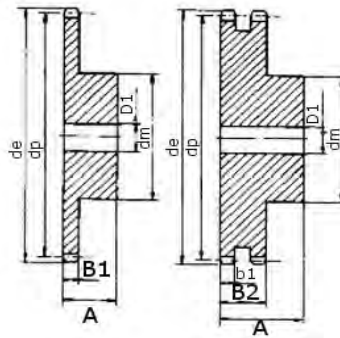




Sprockets ASA 35

3/8" x 3/16"

Steel with hub



No. Teeth	Outside Dia. de	Pitch Dia. dp	Simplex			Duplex		
			dm	D1	A	dm	D1	A
9	32.7	27.84	18	8	22	-	-	-
10	35.7	30.82	20	8	22	20	8	22
11	38.7	33.8	22	8	25	-	-	-
12	41.7	36.8	25	8	25	-	-	-
13	44.7	39.8	28	10	25	28	10	25
14	47.7	42.8	31	10	25	31	10	25
15	50.7	45.81	34	10	25	34	10	25
16	53.7	48.82	37	10	28	37	12	30
17	56.7	51.83	38	10	28	40	12	30
18	59.7	54.85	38	10	28	43	12	30
19	62.8	57.87	46	10	28	46	12	30
20	65.8	60.89	46	10	28	49	12	30
21	68.8	63.91	46	10	28	52	12	30
22	71.8	66.93	52	12	28	55	12	30
23	74.8	69.95	52	12	28	58	12	30
24	77.9	72.97	52	12	28	61	12	30
25	80.9	76	58	12	28	64	12	30
26	83.9	79.02	58	12	28	67	12	30
27	86.9	82.04	58	12	28	70	12	30
28	90	85.07	60	12	28	73	12	30
29	93	88.1	60	12	28	-	-	-
30	96	91.12	60	12	28	-	-	-
36	114.56	109.24	70	16	30	-	-	-
38	120.66	115.28	70	16	30	-	-	-
40	126.75	121.32	70	16	30	-	-	-

Tooth Radius $r_3 = 10$

Radius size C = 1.2

Tooth width $B_1 = 4.4$

Tooth width $b_1 = 4.3$

Tooth width $B_2 = 14.4$

All dimensions in mm

Intermediate sizes & special sprockets to drawing up to 1000mm diameter

Standard : to DIN 8187 ISO/R 606

Please note : All dimensions including bore sizes subject to change.

If a dimension is critical to your application please contact our sales department for confirmation.

For special sprockets or reworked sprockets please contact our sales department.

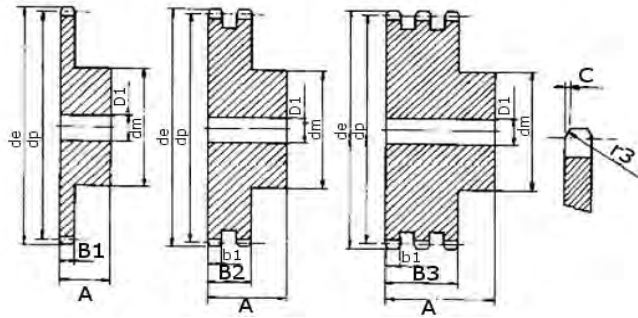
Please note : errors and omissions excepted



Sprockets A.S.A 40

1/2" x 5/16"

Steel with hub



No. Teeth	Outside Dia. de	Pitch Dia. dp	Simplex			Duplex			Triplex		
			dm	D1	A	dm	D1	A	dm	D1	A
10	47.66	41.1	26	10	25	-	-	-	-	-	-
11	51.64	45.08	29	10	25	-	-	-	-	-	-
12	55.63	49.07	35	10	28	35	14	50	-	-	-
13	59.63	53.07	35	10	28	38	12	35	38	14	50
14	63.63	57.07	35	10	28	42	12	35	42	14	50
15	67.64	61.08	46	10	28	46	12	35	46	14	50
16	71.66	65.1	48	10	28	50	14	35	50	16	50
17	75.68	69.12	48	10	28	54	14	35	54	16	50
18	79.7	73.14	58	12	28	58	14	35	58	16	50
19	83.72	77.16	60	12	28	62	14	35	62	16	50
20	87.74	81.18	60	12	28	66	14	35	66	16	50
21	91.77	85.21	65	12	28	70	16	40	70	20	55
22	95.8	89.24	65	12	28	70	16	40	70	20	55
23	99.83	93.27	65	12	28	70	16	40	70	20	55
24	103.86	97.3	70	14	28	75	16	40	75	20	55
25	107.89	101.33	70	14	28	80	16	40	80	20	55
26	111.92	105.36	70	14	28	85	20	40	85	20	55
27	115.96	109.4	70	16	30	85	20	40	85	20	55
28	119.99	113.43	70	16	30	90	20	40	90	20	55
29	124.46	117.46	80	15	30	-	-	-	-	-	-
30	128.06	121.5	80	16	30	100	20	40	-	-	-
32	136.13	129.57	80	16	30	-	-	-	-	-	-
35	148.24	141.68	90	16	30	-	-	-	-	-	-
36	152.28	145.72	90	16	30	-	-	-	-	-	-
38	160.35	153.79	90	16	35	-	-	-	-	-	-
40	168.43	161.87	90	16	35	-	-	-	-	-	-

Tooth Radius $r_3 = 13.5$
 Radius size C = 1.6
 Tooth width $B_1 = 7.4$
 Tooth width $b_1 = 7.2$
 Tooth width $B_2 = 21.6$
 Tooth width $B_3 = 36.0$

All dimensions in mm

Intermediate sizes & special sprockets to drawing up to 1000mm diameter

Standard : to DIN 8187 ISO/R 606

Please note : All dimensions including bore sizes subject to change.

If a dimension is critical to your application please contact our sales department for confirmation.

For special sprockets or reworked sprockets please contact our sales department.

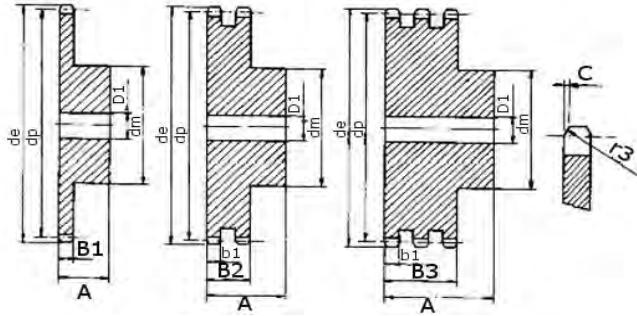
Please note : errors and omissions excepted



Sprockets ASA 50

5/8" x 3/8"

Steel with hub



No. Teeth	Outside Dia. de	Pitch Dia. dp	Simplex			Duplex			Triplex		
			dm	D1	A	dm	D1	A	dm	D1	A
8	47	41.48	25	10	25	-	-	-	-	-	-
9	52.6	46.42	30	10	25	-	-	-	-	-	-
10	57.5	51.37	35	10	25	-	-	-	-	-	-
11	63	56.34	37	12	30	-	-	-	-	-	-
12	68	61.34	42	12	30	44	16	55	-	-	-
13	73	66.32	47	12	30	49	14	40	49	16	55
14	78	71.34	52	12	30	54	14	40	54	16	55
15	83	76.36	57	12	30	59	14	40	59	16	55
16	88	81.37	60	12	30	64	16	45	64	16	60
17	93	86.39	60	12	30	69	16	45	69	16	60
18	98.3	91.42	70	14	30	74	16	45	74	16	60
19	103.3	96.45	70	14	30	79	16	45	79	16	60
20	108.4	101.49	75	14	30	84	16	45	84	16	60
21	113.4	106.52	75	16	30	85	16	45	85	20	60
22	118	111.55	80	16	30	90	16	45	90	20	60
23	123.4	116.58	80	16	30	95	16	45	95	20	60
24	128.3	121.62	80	16	30	100	16	45	100	20	60
25	134	126.66	80	16	30	105	16	45	105	20	60
26	139	131.7	85	20	35	110	20	60	-	-	-
27	144	136.75	85	20	35	110	20	60	-	-	-
28	148.7	141.78	90	20	35	115	20	60	-	-	-
29	153.8	146.83	90	20	35	-	-	-	-	-	-
30	158.8	151.87	90	20	35	-	-	-	-	-	-
31	163.9	156.92	95	20	35	-	-	-	-	-	-
32	168.9	161.95	95	20	35	-	-	-	-	-	-
33	174.5	167	95	20	35	-	-	-	-	-	-
34	179	172.05	95	20	35	-	-	-	-	-	-
35	184.1	177.1	95	20	35	-	-	-	-	-	-
36	189.1	182.15	100	20	35	-	-	-	-	-	-
37	194.2	187.2	100	20	35	-	-	-	-	-	-
38	199.2	192.24	100	20	35	-	-	-	-	-	-
39	204.2	197.29	100	20	35	-	-	-	-	-	-
40	209.3	202.34	100	20	35	-	-	-	-	-	-

Tooth Radius $r_3 = 17$

Radius size C = 2

Tooth width $B_1 = 9$

Tooth width $b_1 = 8.8$

Tooth width $B_2 = 26.9$

Tooth width $B_3 = 45.0$

All dimensions in mm

Intermediate sizes & special sprockets to drawing up to 1000mm diameter

Standard : to DIN 8187 ISO/R 606

Please note : All dimensions including bore sizes subject to change.

If a dimension is critical to your application please contact our sales department for confirmation.

For special sprockets or reworked sprockets please contact our sales department.

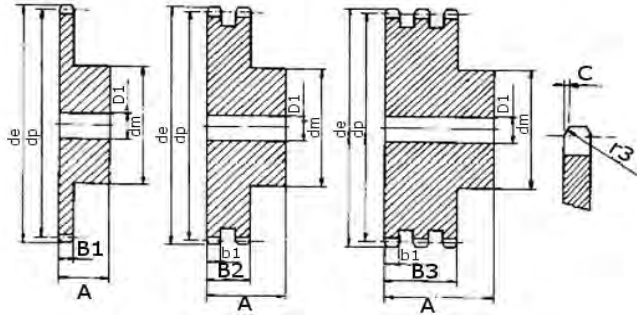
Please note : errors and omissions excepted



Sprockets A.S.A 60

3/4" x 1/2"

Steel with hub



No. Teeth	Outside Dia. de	Pitch Dia. dp	Simplex			Duplex			Triplex		
			dm	D1	A	dm	D1	A	dm	D1	A
8	57.04	46.14	31	12	30	-	-	-	-	-	-
9	63.75	53.85	37	12	30	-	-	-	-	-	-
10	71.54	61.64	42	12	30	42	12	45	-	-	-
11	77.51	67.61	45	12	30	47	16	50	-	-	-
12	83.49	73.61	45	12	30	53	16	50	53	20	70
13	89.49	79.59	60	14	35	59	16	50	59	20	70
14	95.5	85.61	60	14	35	65	16	50	65	20	70
15	101.52	91.63	60	14	35	71	16	50	71	20	70
16	107.54	97.65	75	16	35	77	20	50	77	20	70
17	113.56	103.67	75	16	35	83	20	50	83	20	70
18	119.59	109.71	75	16	35	89	20	50	89	20	70
19	125.63	115.75	80	16	35	95	20	50	95	20	70
20	131.67	121.78	80	16	35	100	20	50	100	20	70
21	137.71	127.82	80	16	35	100	20	50	100	20	70
22	143.75	133.86	90	20	40	100	20	50	100	20	70
23	149.79	139.9	90	20	40	110	20	50	110	20	70
24	155.84	145.94	90	20	40	110	20	50	110	20	70
25	161.88	152	90	20	40	120	20	50	120	20	70
26	167.93	158.04	90	20	40	120	20	50	-	-	-
27	173.98	164.09	90	20	40	120	20	50	-	-	-
28	180.03	170.13	95	20	40	120	20	50	-	-	-
29	186.9	176.19	95	20	40	-	-	-	-	-	-
30	192.14	182.25	95	20	40	120	20	50	-	-	-

Tooth Radius $r_3 = 20$

Radius size C = 2.4

Tooth width $B_1 = 12$

Tooth width $b_1 = 11.8$

Tooth width $B_2 = 34.6$

Tooth width $B_3 = 57.4$

All dimensions in mm

Intermediate sizes & special sprockets to drawing up to 1000mm diameter

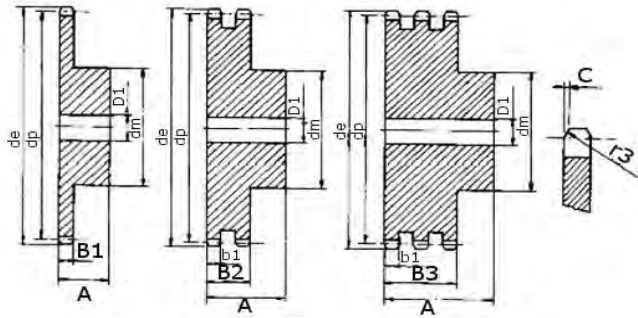
Standard : to DIN 8187 ISO/R 606

Please note : All dimensions including bore sizes subject to change.

If a dimension is critical to your application please contact our sales department for confirmation.

For special sprockets or reworked sprockets please contact our sales department.

Please note : errors and omissions excepted.



Sprockets A.S.A 80

1" x 5/8"

Steel with hub

No. Teeth	Outside Dia. de	Pitch Dia. dp	Simplex			Duplex			Triplex		
			dm	D1	A	dm	D1	A	dm	D1	A
8	79.49	66.37	42	16	35	-	-	-	-	-	-
9	87.38	74.27	50	16	35	-	-	-	-	-	-
10	95.32	82.19	55	16	35	-	-	-	-	-	-
11	103.28	90.14	61	16	40	-	-	-	-	-	-
12	111.26	98.14	69	16	40	72	20	70	72	25	100
13	119.26	106.12	78	16	40	78	20	70	78	25	100
14	127.27	114.15	84	16	40	86	20	70	86	25	100
15	135.29	122.17	92	16	40	94	20	70	94	25	100
16	143.32	130.2	100	20	45	102	20	70	102	30	100
17	151.35	138.22	100	20	45	110	20	70	110	30	100
18	159.39	146.28	100	20	45	118	20	70	118	30	100
19	167.44	154.33	100	20	45	126	20	70	126	30	100
20	175.49	162.38	100	20	45	130	20	70	130	30	100
21	183.54	170.43	110	20	50	130	25	70	-	-	-
22	191.6	178.48	110	20	50	-	-	-	-	-	-
23	199.66	186.53	110	20	50	-	-	-	-	-	-
24	207.72	194.59	110	20	50	-	-	-	-	-	-
25	215.78	202.66	110	20	50	-	-	-	-	-	-
26	223.84	210.72	120	20	50	-	-	-	-	-	-
27	231.91	218.79	120	20	50	-	-	-	-	-	-
28	239.98	226.85	120	20	50	-	-	-	-	-	-
29	248.05	234.92	120	20	50	-	-	-	-	-	-
30	256.12	243	120	20	50	-	-	-	-	-	-
40	338.07	323.75	120	25	50	-	-	-	-	-	-

Tooth Radius $r_3 = 27$

Radius size C = 3.2

Tooth width $B_1 = 15$

Tooth width $b_1 = 14.7$

Tooth width $B_2 = 44.0$

Tooth width $B_3 = 73.3$

All dimensions in mm

Intermediate sizes & special sprockets to drawing up to 1000mm diameter

Standard : to DIN 8187 ISO/R 606

Please note : All dimensions including bore sizes subject to change.

If a dimension is critical to your application please contact our sales department for confirmation.

For special sprockets or reworked sprockets please contact our sales department.

Please note : errors and omissions excepted.