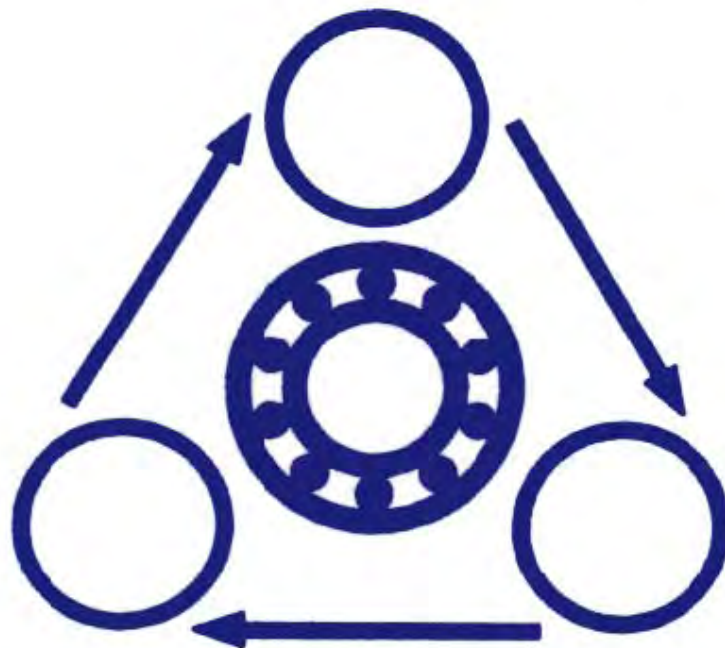


ASHLEY POWER LTD.
580-586 ASHLEY
ROAD
PARKSTONE
POOLE
DORSET, BH14 0AQ

ASHLEY POWER



MINIATURE BEARINGS CATALOGUE



ASHLEY POWER



MINIATURE BEARINGS





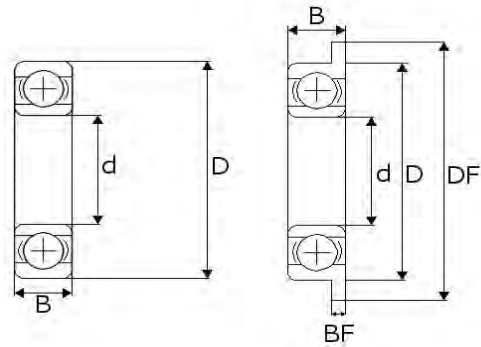
Miniature Bearings Contents

| | |
|---|-----|
| Single Row Radial Miniature (Metric)..... | B4 |
| Thin Section Series (Metric)..... | B13 |
| Three Part Thrust (Metric)..... | B15 |

Please note: At Ashley Power we take care to ensure that all information is correct at time of printing however some errors and omissions excepted.



**Single Row Radial
Miniature Ball Bearings
Metric**

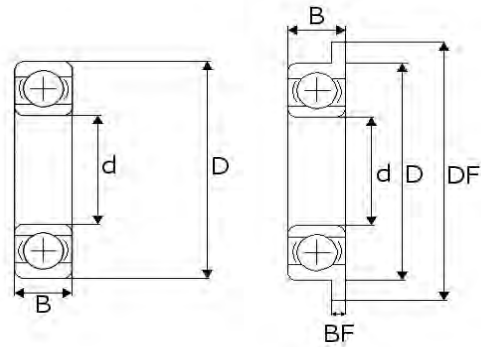


| Standard Or Flanged | Primary Dimensions | | | | | Basic Bearing Code | Variants | | |
|---------------------------|--------------------|---|-----|-----|-----|--------------------------|----------|----|------|
| | d | D | B | DF | BF | | Open | ZZ | -2RS |
| | mm | | | | | | | | |
| Standard | 1 | 3 | 1 | - | - | 681 | * | | |
| Flanged | 1 | 3 | 1 | 3.8 | 0.3 | F 681 | * | | |
| Standard | 1 | 4 | 1.6 | - | - | 691 | * | | |
| Flanged | 1 | 4 | 1.6 | 5 | 0.5 | F 691 | * | | |
| Standard | 1.2 | 4 | 2.5 | - | - | MR 41X | | * | |
| Standard | 1.5 | 4 | 1.2 | - | - | 681X | * | | |
| Flanged | 1.5 | 4 | 1.2 | 5 | 0.4 | F 681X | * | | |
| Standard | 1.5 | 4 | 2 | - | - | 681X | | * | |
| Flanged | 1.5 | 4 | 2 | 5 | 0.6 | F 681X | | * | |
| Standard | 1.5 | 5 | 1.7 | - | - | X 1.5 | * | | |
| Standard | 1.5 | 5 | 2 | - | - | 691X | * | | |
| Flanged | 1.5 | 5 | 2 | 6.5 | 0.6 | F 691X | * | | |
| Standard | 1.5 | 5 | 2.6 | - | - | 691 X | | * | |
| Flanged | 1.5 | 5 | 2.6 | 6.5 | 0.8 | F 691X | | * | |
| Standard | 1.5 | 6 | 2.5 | - | - | 601X | * | | |
| Flanged | 1.5 | 6 | 2.5 | 7.5 | 0.6 | F 601X | * | | |
| Standard | 1.5 | 6 | 3 | - | - | 601X | | * | |
| Flanged | 1.5 | 6 | 3 | 7.5 | 0.8 | F 601X | | * | |
| Standard | 2 | 4 | 1.2 | - | - | 672 | * | | |
| Standard | 2 | 5 | 1.5 | - | - | 682 | * | | |
| Flanged | 2 | 5 | 1.5 | 6.1 | 0.5 | F 682 | * | | |
| Standard | 2 | 5 | 2 | - | - | MR 52 | * | | |

Stainless Steel available in some sizes, please contact our sales team for further information
 If a dimension is critical to your application please contact our sales department for confirmation.
 Please note : errors and omissions excepted.



**Single Row Radial
Miniature Ball Bearings
Metric**

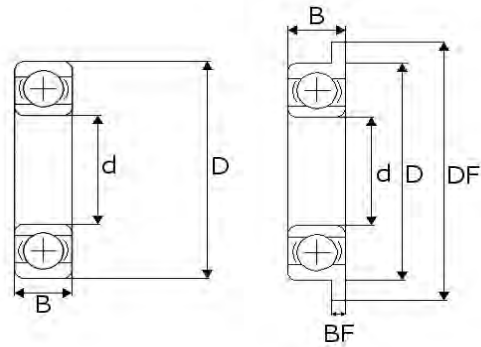


| Standard Or Flanged | Primary Dimensions | | | | | Basic Bearing Code | Variants | | |
|---------------------------|--------------------|---|-----|-----|-----|--------------------------|----------|----|------|
| | d | D | B | DF | BF | | Open | ZZ | -2RS |
| | mm | | | | | | | | |
| Standard | 2 | 5 | 2.3 | - | - | 682 | | * | |
| Flanged | 2 | 5 | 2.3 | 6.1 | 0.6 | F 682 | | * | |
| Standard | 2 | 5 | 2.5 | - | - | MR 52 | | * | |
| Flanged | 2 | 5 | 2.5 | 6.2 | 0.6 | MF 52 | | * | |
| Standard | 2 | 6 | 2.3 | - | - | 692 | * | | |
| Flanged | 2 | 6 | 2.3 | 7.5 | 0.6 | F 692 | * | | |
| Standard | 2 | 6 | 2.5 | - | - | MR 62 | * | * | |
| Flanged | 2 | 6 | 2.5 | 7.2 | 0.6 | MF 62 | * | * | |
| Standard | 2 | 6 | 3 | - | - | 692 | | * | |
| Flanged | 2 | 6 | 3 | 7.5 | 0.8 | F 692 | | * | |
| Standard | 2 | 7 | 2.5 | - | - | 602 | * | | |
| Standard | 2 | 7 | 2.8 | - | - | MR 72 | * | | |
| Standard | 2 | 7 | 3.5 | - | - | 602 | | * | |
| Flanged | 2 | 7 | 3.5 | 8.5 | 0.9 | F 602 | | * | |
| Standard | 2 | 7 | 3 | - | - | MR 72 | | * | |
| Flanged | 2 | 7 | 3 | 8.2 | 0.6 | MF 72 | | * | |
| Standard | 2.5 | 6 | 1.8 | - | - | 682X | * | | |
| Flanged | 2.5 | 6 | 1.8 | 7.1 | 0.5 | F 682X | * | | |
| Standard | 2.5 | 6 | 2.6 | - | - | 682X | | * | |
| Flanged | 2.5 | 6 | 2.6 | 7.1 | 0.8 | F 682X | | * | |
| Standard | 2.5 | 7 | 2.5 | - | - | 692X | * | | |
| Flanged | 2.5 | 7 | 2.5 | 8.5 | 0.7 | F 692X | * | | |
| Standard | 2.5 | 7 | 3 | - | - | X 2.5 | | * | |

Stainless Steel available in some sizes, please contact our sales team for further information
 If a dimension is critical to your application please contact our sales department for confirmation.
 Please note : errors and omissions excepted.



**Single Row Radial
Miniature Ball Bearings
Metric**

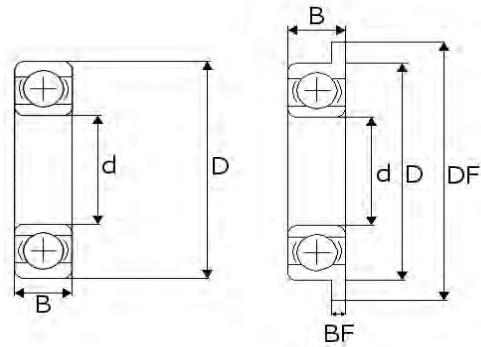


| Standard Or Flanged | Primary Dimensions | | | | | Basic Bearing Code | Variants | | |
|---------------------------|--------------------|---|-----|------|-----|--------------------------|----------|----|------|
| | d | D | B | DF | BF | | Open | ZZ | -2RS |
| | mm | | | | | | | | |
| Standard | 2.5 | 7 | 3.5 | - | - | 692X | | * | |
| Flanged | 2.5 | 7 | 3.5 | 8.5 | 0.9 | F 692X | | * | |
| Standard | 2.5 | 8 | 2.5 | - | - | MR 82X | * | | |
| Standard | 2.5 | 8 | 2.8 | - | - | 602X | * | | |
| Flanged | 2.5 | 8 | 2.8 | 9.5 | 0.7 | F 602X | * | | |
| Standard | 2.5 | 8 | 4 | - | - | 602X | | * | |
| Flanged | 2.5 | 8 | 4 | 9.5 | 0.9 | F 602X | | * | |
| Standard | 3 | 6 | 2 | - | - | MR 63 | * | | |
| Flanged | 3 | 6 | 2 | 7.2 | 0.6 | MF 63 | * | | |
| Standard | 3 | 6 | 2.5 | - | - | MR 63 | | * | |
| Flanged | 3 | 6 | 2.5 | 7.2 | 0.6 | MF 63 | | * | |
| Standard | 3 | 7 | 2 | - | - | 683 | * | | |
| Flanged | 3 | 7 | 2 | 8.1 | 0.5 | F 683 | * | | |
| Standard | 3 | 7 | 3 | - | - | 683 | | * | * |
| Flanged | 3 | 7 | 3 | 8.1 | 0.8 | F 683 | | * | |
| Standard | 3 | 8 | 2.5 | - | - | MR 83 | * | | |
| Flanged | 3 | 8 | 2.5 | 9.2 | 0.6 | MF 83 | * | | |
| Standard | 3 | 8 | 3 | - | - | 693 | * | | |
| Flanged | 3 | 8 | 3 | 9.5 | 0.7 | F 693 | * | | |
| Standard | 3 | 8 | 3 | - | - | MR 83 | | * | |
| Standard | 3 | 8 | 4 | - | - | 693 | | * | |
| Flanged | 3 | 8 | 4 | 9.5 | 0.9 | F 693 | | * | |
| Standard | 3 | 9 | 2.5 | - | - | MR 93 | * | | |
| Flanged | 3 | 9 | 2.5 | 10.2 | 0.6 | MF 93 | * | | |

Stainless Steel available in some sizes, please contact our sales team for further information
 If a dimension is critical to your application please contact our sales department for confirmation.
 Please note : errors and omissions excepted.



**Single Row Radial
Miniature Ball Bearings
Metric**

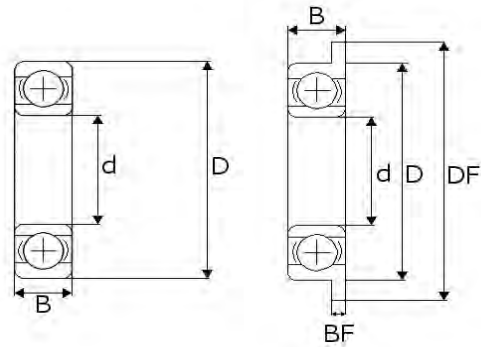


| Standard Or Flanged | Primary Dimensions | | | | | Basic Bearing Code | Variants | | |
|---------------------------|--------------------|----|-----|------|-----|--------------------------|----------|----|------|
| | d | D | B | DF | BF | | Open | ZZ | -2RS |
| | mm | | | | | | | | |
| Standard | 3 | 9 | 3 | - | - | 603 | * | | |
| Flanged | 3 | 9 | 3 | 10.5 | 0.7 | F 603 | * | | |
| Standard | 3 | 9 | 4 | - | - | MR 93 | | * | |
| Flanged | 3 | 9 | 4 | 10.2 | 0.8 | MF 93 | | * | |
| Standard | 3 | 9 | 5 | - | - | 603 | | * | |
| Flanged | 3 | 9 | 5 | 10.5 | 1 | F 603 | | * | |
| Standard | 3 | 10 | 4 | - | - | 623 | * | * | * |
| Flanged | 3 | 10 | 4 | 11.5 | 1 | F 623 | * | * | * |
| Standard | 3 | 13 | 5 | - | - | 633 | | * | |
| Standard | 3.5 | 9 | 4 | - | - | MR 93X | | * | |
| Standard | 4 | 7 | 2 | - | - | MR 74 | * | | |
| Flanged | 4 | 7 | 2 | 8.2 | 0.6 | MF 74 | * | | |
| Standard | 4 | 7 | 2.5 | - | - | MR 74 | | * | |
| Flanged | 4 | 7 | 2.5 | 8.2 | 0.6 | MF 74 | | * | |
| Standard | 4 | 8 | 2 | - | - | MR 84 | * | | |
| Flanged | 4 | 8 | 2 | 9.2 | 0.6 | MF 84 | * | | |
| Standard | 4 | 8 | 3 | - | - | MR 84 | | * | * |
| Flanged | 4 | 8 | 3 | 9.2 | 0.6 | MF 84 | | * | * |
| Standard | 4 | 9 | 2.5 | - | - | 684 | * | | |
| Flanged | 4 | 9 | 2.5 | 10.3 | 0.6 | F 684 | * | | |
| Standard | 4 | 9 | 4 | - | - | 684 | | * | * |
| Flanged | 4 | 9 | 4 | 10.3 | 1 | F 684 | | * | * |
| Standard | 4 | 10 | 3 | - | - | MR 104 | * | | |
| Flanged | 4 | 10 | 3 | 11.2 | 0.6 | MF 104 | * | | |

Stainless Steel available in some sizes, please contact our sales team for further information
 If a dimension is critical to your application please contact our sales department for confirmation.
 Please note : errors and omissions excepted.



**Single Row Radial
Miniature Ball Bearings
Metric**

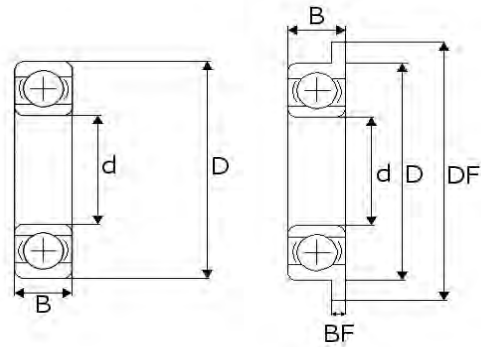


| Standard Or Flanged | Primary Dimensions | | | | | Basic Bearing Code | Variants | | |
|---------------------------|--------------------|----|-----|------|-----|--------------------------|----------|----|------|
| | d | D | B | DF | BF | | Open | ZZ | -2RS |
| | mm | | | | | | | | |
| Standard | 4 | 10 | 4 | - | - | MR 104 | | * | * |
| Flanged | 4 | 10 | 4 | 11.2 | 0.8 | MF 104 | | * | * |
| Standard | 4 | 11 | 4 | - | - | 694 | * | * | * |
| Flanged | 4 | 11 | 4 | 12.5 | 1 | F 694 | * | * | * |
| Standard | 4 | 12 | 4 | - | - | 604 | * | * | * |
| Flanged | 4 | 12 | 4 | 13.5 | 1 | F 604 | * | * | * |
| Standard | 4 | 13 | 5 | - | - | 624 | * | * | * |
| Flanged | 4 | 13 | 5 | 15 | 1 | F 624 | * | * | * |
| Standard | 4 | 16 | 5 | - | - | 634 | * | * | * |
| Flanged | 4 | 16 | 5 | 18 | 1 | F 634 | * | * | * |
| Standard | 5 | 8 | 2 | - | - | MR 85 | * | | |
| Flanged | 5 | 8 | 2 | 9.2 | 0.1 | MF 85 | * | | |
| Standard | 5 | 8 | 2.5 | - | - | MR 85 | | * | |
| Flanged | 5 | 8 | 2.5 | 9.2 | 0.6 | MF 85 | | * | |
| Standard | 5 | 9 | 2.5 | - | - | MR 95 | * | | |
| Flanged | 5 | 9 | 2.5 | 10.2 | 0.6 | MF 95 | * | | |
| Standard | 5 | 9 | 3 | - | - | MR 95 | | * | * |
| Flanged | 5 | 9 | 3 | 10.2 | 0.6 | MF 95 | | * | * |
| Standard | 5 | 10 | 3 | - | - | MR 105 | * | | |
| Flanged | 5 | 10 | 3 | 11.2 | 0.6 | MF 105 | * | | |
| Standard | 5 | 10 | 4 | - | - | MR 105 | | * | * |
| Flanged | 5 | 10 | 4 | 11.2 | 0.8 | MF 105 | | * | * |
| Standard | 5 | 11 | 3 | - | - | 685 | * | | |
| Flanged | 5 | 11 | 3 | 12.5 | 0.8 | F 685 | * | | |

Stainless Steel available in some sizes, please contact our sales team for further information
 If a dimension is critical to your application please contact our sales department for confirmation.
 Please note : errors and omissions excepted.



**Single Row Radial
Miniature Ball Bearings
Metric**

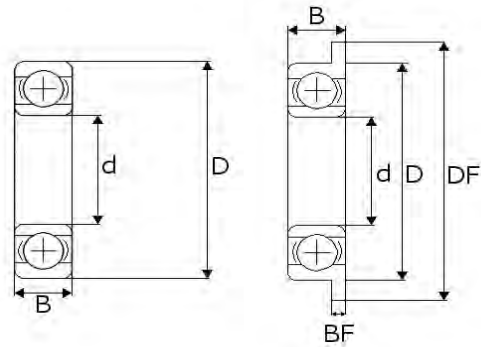


| Standard Or Flanged | Primary Dimensions | | | | | Basic Bearing Code | Variants | | |
|---------------------------|--------------------|----|-----|------|-----|--------------------------|----------|----|------|
| | d | D | B | DF | BF | | Open | ZZ | -2RS |
| | mm | | | | | | | | |
| Standard | 5 | 11 | 4 | - | - | MR 115 | | * | * |
| Flanged | 5 | 11 | 4 | 12.6 | 0.8 | MF 115 | | * | * |
| Standard | 5 | 11 | 5 | - | - | 685 | | * | * |
| Flanged | 5 | 11 | 5 | 12.5 | 1 | F 685 | | * | * |
| Standard | 5 | 13 | 4 | - | - | 695 | * | * | |
| Flanged | 5 | 13 | 4 | 15 | 1 | F 695 | * | | |
| Standard | 5 | 13 | 5 | - | - | 695W5 | * | * | * |
| Flanged | 5 | 13 | 4 | 15 | 1 | F 695 | | * | * |
| Standard | 5 | 14 | 5 | - | - | 605 | * | * | * |
| Flanged | 5 | 14 | 5 | 16 | 1 | F 605 | * | * | * |
| Standard | 5 | 16 | 5 | - | - | 625 | * | * | * |
| Flanged | 5 | 16 | 5 | 18 | 1 | F 625 | * | * | * |
| Standard | 5 | 19 | 6 | - | - | 635 | * | * | * |
| Flanged | 5 | 19 | 6 | 22 | 1.5 | F 635 | * | * | * |
| Standard | 6 | 10 | 2.5 | - | - | MR 106 | * | | |
| Flanged | 6 | 10 | 2.5 | 11.2 | 0.6 | MF 106 | * | | |
| Standard | 6 | 10 | 3 | - | - | MR 106 | | * | * |
| Flanged | 6 | 10 | 3 | 11.2 | 0.6 | MF 106 | | * | * |
| Standard | 6 | 12 | 3 | - | - | MR 126 | * | | |
| Flanged | 6 | 12 | 3 | 13.2 | 0.6 | MF 126 | * | | |
| Standard | 6 | 12 | 4 | - | - | MR 126 | | * | * |
| Flanged | 6 | 12 | 4 | 13.2 | 0.8 | MF 126 | | * | * |
| Standard | 6 | 13 | 3.5 | - | - | 686 | * | | |
| Flanged | 6 | 13 | 3.5 | 15 | 1 | F 686 | * | | |

Stainless Steel available in some sizes, please contact our sales team for further information
 If a dimension is critical to your application please contact our sales department for confirmation.
 Please note : errors and omissions excepted.



**Single Row Radial
Miniature Ball Bearings
Metric**

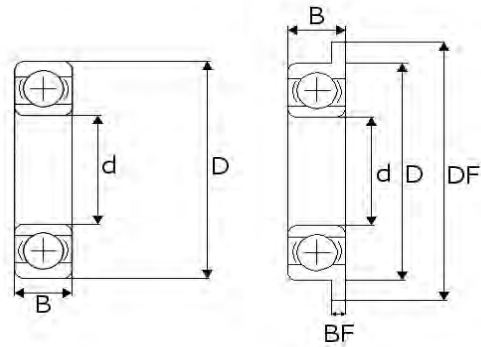


| Standard Or Flanged | Primary Dimensions | | | | | Basic Bearing Code | Variants | | |
|---------------------------|--------------------|----|-----|------|-----|--------------------------|----------|----|------|
| | d | D | B | DF | BF | | Open | ZZ | -2RS |
| | mm | | | | | | | | |
| Standard | 6 | 13 | 4.5 | - | - | 686 | | * | * |
| Standard | 6 | 13 | 5 | - | - | 686W5 | * | * | * |
| Flanged | 6 | 13 | 5 | 15 | 1.1 | F 686 | | * | * |
| Standard | 6 | 15 | 5 | - | - | 696 | * | * | * |
| Flanged | 6 | 15 | 5 | 17 | 1.2 | F 696 | * | * | * |
| Standard | 6 | 16 | 5 | - | - | 696A | * | * | * |
| Standard | 6 | 17 | 6 | - | - | 606 | * | * | * |
| Flanged | 6 | 17 | 6 | 19 | 1.2 | F 606 | * | * | * |
| Standard | 6 | 19 | 6 | - | - | 626 | * | * | * |
| Flanged | 6 | 19 | 6 | 22 | 1.5 | F 626 | * | * | * |
| Standard | 6 | 22 | 7 | - | - | 636 | * | * | * |
| Standard | 7 | 11 | 2.5 | - | - | MR 117 | * | | |
| Flanged | 7 | 11 | 2.5 | 12.2 | 0.6 | MF 117 | * | | |
| Standard | 7 | 11 | 3 | - | - | MR 117 | | * | * |
| Flanged | 7 | 11 | 3 | 12.2 | 0.6 | MF 117 | | * | * |
| Standard | 7 | 13 | 3 | - | - | MR 137 | * | | |
| Flanged | 7 | 13 | 3 | 14.2 | 0.6 | MF 137 | * | | |
| Standard | 7 | 13 | 4 | - | - | MR 137 | | * | * |
| Flanged | 7 | 13 | 4 | 14.2 | 0.8 | MF 137 | | * | * |
| Standard | 7 | 14 | 3.5 | - | - | 687 | * | | |
| Flanged | 7 | 14 | 3.5 | 16 | 1 | F 687 | * | | |
| Standard | 7 | 14 | 5 | - | - | 687 | | * | * |
| Flanged | 7 | 14 | 5 | 16 | 1.1 | F 687 | | * | * |

Stainless Steel available in some sizes, please contact our sales team for further information
 If a dimension is critical to your application please contact our sales department for confirmation.
 Please note : errors and omissions excepted.



**Single Row Radial
Miniature Ball Bearings
Metric**

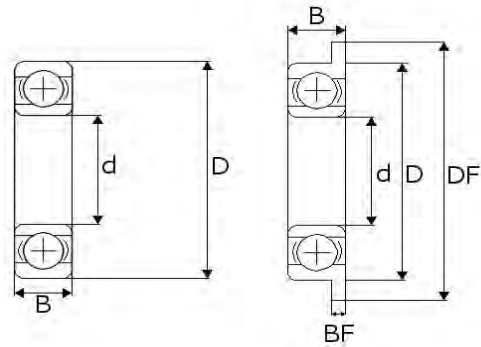


| Standard Or Flanged | Primary Dimensions | | | | | Basic Bearing Code | Variants | | |
|---------------------------|--------------------|----|-----|------|-----|--------------------------|----------|----|------|
| | d | D | B | DF | BF | | Open | ZZ | -2RS |
| | mm | | | | | | | | |
| Standard | 7 | 17 | 5 | - | - | 697 | * | * | * |
| Flanged | 7 | 17 | 5 | 19 | 1.2 | F 697 | * | * | * |
| Standard | 7 | 19 | 6 | - | - | 607 | * | * | * |
| Flanged | 7 | 19 | 6 | 22 | 1.5 | F 607 | * | * | * |
| Standard | 7 | 22 | 7 | - | - | 627 | * | * | * |
| Flanged | 7 | 22 | 7 | 25 | 1.5 | F 627 | * | * | * |
| Standard | 8 | 12 | 2.5 | - | - | MR 128 | * | | |
| Flanged | 8 | 12 | 2.5 | 13.2 | 0.6 | MF 128 | * | | |
| Standard | 8 | 12 | 3.5 | - | - | MR 128 | | * | * |
| Flanged | 8 | 12 | 3.5 | 13.2 | 0.8 | MF 128 | | * | * |
| Standard | 8 | 14 | 3.5 | - | - | MR 148 | * | | |
| Flanged | 8 | 14 | 3.5 | 15.6 | 0.8 | MF 148 | * | | |
| Standard | 8 | 14 | 4 | - | - | MR 148 | | * | * |
| Flanged | 8 | 14 | 4 | 15.6 | 0.8 | MF 148 | | * | * |
| Standard | 8 | 16 | 4 | - | - | 688 | * | | |
| Flanged | 8 | 16 | 4 | 18 | 1 | F 688 | * | | |
| Standard | 8 | 16 | 4 | - | - | 688 | | * | * |
| Flanged | 8 | 16 | 4 | 18 | 1.1 | F688 | | * | * |
| Standard | 8 | 16 | 5 | - | - | 688W5 | * | * | * |
| Standard | 8 | 16 | 6 | - | - | 688 W6 | * | * | * |
| Standard | 8 | 19 | 6 | - | - | 698 | * | * | * |
| Flanged | 8 | 19 | 6 | 22 | 1.5 | F 698 | * | * | * |
| Standard | 8 | 22 | 6 | - | - | 608W6 | * | * | * |

Stainless Steel available in some sizes, please contact our sales team for further information
 If a dimension is critical to your application please contact our sales department for confirmation.
 Please note : errors and omissions excepted.



**Single Row Radial
Miniature Ball Bearings
Metric**

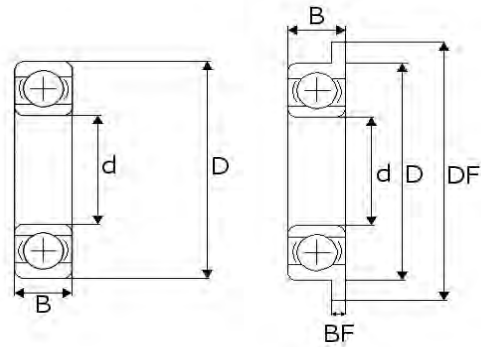


| Standard Or Flanged | Primary Dimensions | | | | | Basic Bearing Code | Variants | | |
|---------------------------|--------------------|----|----|----|-----|--------------------------|----------|----|------|
| | d | D | B | DF | BF | | Open | ZZ | -2RS |
| | mm | | | | | | | | |
| Standard | 8 | 22 | 7 | - | - | 608 | * | * | * |
| Flanged | 8 | 22 | 7 | 25 | 1.5 | F 608 | * | * | * |
| Standard | 8 | 22 | 11 | - | - | 630/8 | | * | * |
| Standard | 8 | 22 | 11 | - | - | 30/8 | | * | * |
| Standard | 8 | 24 | 7 | - | - | 608/24 | * | * | * |
| Standard | 8 | 24 | 8 | - | - | 628 | * | * | * |
| Standard | 8 | 26 | 7 | - | - | 608/26 | * | * | * |
| Standard | 8 | 28 | 9 | - | - | 638 | * | * | * |
| Standard | 9 | 14 | 3 | - | - | 679 | * | | |
| Standard | 9 | 17 | 4 | - | - | 689 | * | | |
| Flanged | 9 | 17 | 4 | 19 | 1 | F 689 | * | | |
| Standard | 9 | 17 | 5 | - | - | 689 | | * | * |
| Flanged | 9 | 17 | 5 | 19 | 1.1 | F 689 | | * | * |
| Standard | 9 | 17 | 6 | - | - | 689W6 | * | * | * |
| Standard | 9 | 20 | 6 | - | - | 699 | * | * | * |
| Flanged | 9 | 20 | 6 | 23 | 1.5 | F 699 | * | * | * |
| Standard | 9 | 24 | 7 | - | - | 609 | * | * | * |
| Flanged | 9 | 24 | 7 | 27 | 1.5 | F 609 | * | * | * |
| Standard | 9 | 26 | 8 | - | - | 629 | * | * | * |

Stainless Steel available in some sizes, please contact our sales team for further information
 If a dimension is critical to your application please contact our sales department for confirmation.
 Please note : errors and omissions excepted.



**Single Row Radial
Thin Section Series
Metric**

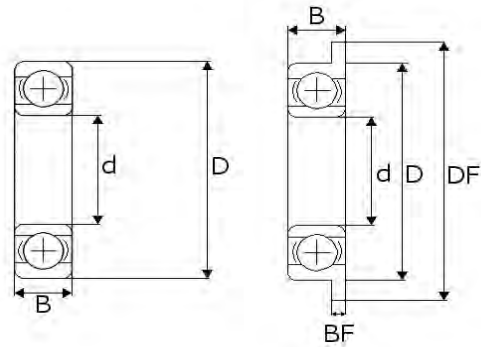


| Standard Or Flanged | Primary Dimensions | | | | | Basic Bearing Code | Variants | | |
|---------------------|--------------------|----|---|------|-----|--------------------|----------|----|------|
| | d | D | B | DF | BF | | Open | ZZ | -2RS |
| | mm | | | | | | | | |
| Standard | 10 | 15 | 3 | - | - | 61700 | * | | |
| Standard | 10 | 15 | 4 | - | - | 61700 | | * | * |
| Standard | 10 | 19 | 5 | - | - | 61800 | * | * | * |
| Flanged | 10 | 19 | 5 | 21 | 1 | F 61800 | * | * | * |
| Standard | 10 | 19 | 6 | - | - | 62800 | * | * | * |
| Standard | 10 | 19 | 7 | - | - | 63800 | * | * | * |
| Flanged | 10 | 19 | 7 | 28 | 1.5 | F 63800 | * | * | |
| Standard | 10 | 22 | 6 | - | - | 61900 | * | * | * |
| Flanged | 10 | 22 | 6 | 25 | 6 | F 61900 | * | * | * |
| Standard | 11 | 22 | 6 | - | - | 619/11 | | * | |
| Standard | 12 | 18 | 4 | - | - | 61701 | * | * | * |
| Standard | 12 | 21 | 5 | - | - | 61801 | * | * | * |
| Flanged | 12 | 21 | 5 | 23 | 1.1 | F 61801 | * | * | * |
| Standard | 12 | 21 | 6 | - | - | 62801 | * | * | * |
| Standard | 12 | 21 | 7 | - | - | 63801 | * | * | * |
| Standard | 12 | 24 | 6 | - | - | 61901 | * | * | * |
| Flanged | 12 | 24 | 6 | 26.5 | 1.5 | F 61901 | * | * | * |
| Standard | 12 | 24 | 6 | - | - | 61901.T9H | * | | |
| Standard | 13 | 24 | 6 | - | - | 619/13 | * | | |
| Standard | 13 | 24 | 6 | - | - | 619/13.TNH | * | | |
| Standard | 15 | 21 | 4 | - | - | 61702 | * | * | * |

Stainless Steel available in some sizes, please contact our sales team for further information
 If a dimension is critical to your application please contact our sales department for confirmation.
 Please note : errors and omissions excepted.



Single Row Radial Thin Section Series Metric

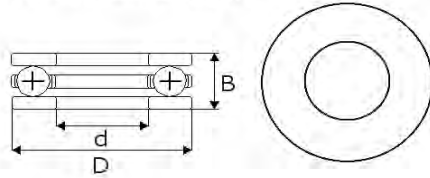


| Standard Or Flanged | Primary Dimensions | | | | | Basic Bearing Code | Variants | | |
|---------------------------|--------------------|----|---|------|-----|--------------------------|----------|----|------|
| | d | D | B | DF | BF | | Open | ZZ | -2RS |
| | mm | | | | | | | | |
| Standard | 15 | 24 | 5 | - | - | 61802 | * | * | * |
| Flanged | 15 | 24 | 5 | 26 | 1.1 | F 61802 | * | * | * |
| Standard | 15 | 24 | 7 | - | - | 63802 | * | * | * |
| Standard | 15 | 28 | 7 | - | - | 61902 | * | * | * |
| Flanged | 15 | 28 | 7 | 30.5 | 1.5 | F 61902 | * | * | * |
| Standard | 17 | 23 | 4 | - | - | 61703 | * | * | * |
| Standard | 17 | 26 | 5 | - | - | 61803 | * | * | * |
| Flanged | 17 | 26 | 5 | 28 | 1.1 | F 61803 | * | * | * |
| Standard | 17 | 26 | 7 | - | - | 63803 | | * | * |
| Standard | 17 | 30 | 7 | - | - | 61903 | * | * | * |
| Flanged | 17 | 30 | 7 | 32.5 | 1.5 | F 61903 | * | * | * |
| Standard | 17 | 32 | 8 | - | - | Y 17 | | * | |
| Standard | 17 | 32 | 8 | - | - | Y 17.C3 | * | | |
| Standard | 20 | 27 | 4 | - | - | 61704 | * | * | * |
| Standard | 20 | 32 | 7 | - | - | 61804 | * | * | * |
| Flanged | 20 | 32 | 7 | 35 | 1.5 | F 61804 | * | * | * |
| Standard | 20 | 37 | 9 | - | - | 61904 | * | * | * |
| Flanged | 20 | 37 | 9 | 40 | 2 | F 61904 | * | * | * |

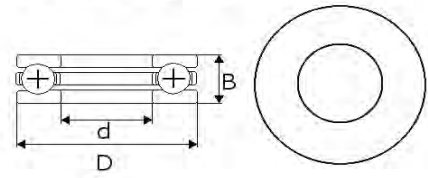
Stainless Steel available in some sizes, please contact our sales team for further information
 If a dimension is critical to your application please contact our sales department for confirmation.
 Please note : errors and omissions excepted.



Type F / without groove



Type B / with groove



**Single Row Radial
Miniature Three Part Thrust
Metric**

| Primary Dimensions | | | Bearing Code | |
|--------------------|----|-----|--------------|-----------------|
| d | D | B | Chrome Steel | Stainless Steel |
| mm | | | | |
| 2 | 6 | 3 | F 2-6 | - |
| 4 | 9 | 4 | F 4-9 | - |
| 4 | 10 | 4.5 | F 4-10 | - |
| 5 | 11 | 4.5 | F 5-11 | - |
| 6 | 12 | 4.5 | F 6-12 | - |
| 7 | 15 | 5 | F 7-15 | - |
| 8 | 16 | 5 | F 8-16 | - |
| 9 | 17 | 5 | F 9-17 | - |
| 10 | 18 | 5.5 | F 10-18 | - |
| 3 | 8 | 3.5 | B 3 | SB 3 |
| 4 | 10 | 4 | B 4 | SB 4 |
| 5 | 12 | 4 | B 5 | SB 5 |
| 6 | 14 | 5 | B 6 | SB 6 |
| 7 | 17 | 6 | B 7 | SB 7 |
| 8 | 19 | 7 | B 8 | SB 8 |
| 9 | 20 | 7 | B 9 | SB 9 |

If a dimension is critical to your application please contact our sales department for confirmation.
Please note : errors and omissions excepted.



ASHLEY POWER



Notes