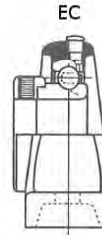
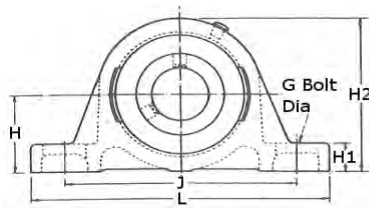




**Self-Aligning
Cast Iron
Pillow Blocks**

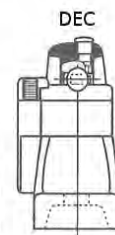
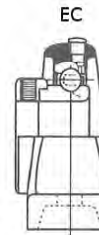
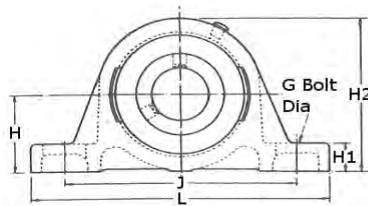


Shaft Diameter		Housing Dimensions				Bolt Centres				Casting Group	Basic Housing Unit	Variants		
		L	H	H1	H2	max	J min	G	A			A	EC	DEC
mm	Inch	mm												
12	1/2	119	26.97	11	54	91.5	85.5	10	30	1	SL12		*	
		126.5	30.2	14.2	57.2	100.5	85.5	10	30.5	1	NP12		*	
15	5/8	119	26.97	11	54	91.5	85.5	10	30	1	SL15		*	
		126.5	30.2	14.2	57.2	100.5	85.5	10	30.5	1	NP15		*	
16	3/4	119	26.97	11	54	91.5	85.5	10	30	1	SL16		*	
		126.5	30.2	14.2	57.2	100.5	85.5	10	30.5	1	NP16		*	
17	7/8	119	26.97	11	54	91.5	85.5	10	30	1	SL17		*	
		126.5	30.2	14.2	57.2	100.5	85.5	10	30.5	1	NP17		*	
20	1 1/8	127	33.3	14	65.2	100.5	88.5	10	32.5	2	NP3/4	*	*	*
		126.5	31.75	12.5	63.7	100.5	88.5	10	32	2	SL20	*	*	*
25	1 1/4	127	33.3	14	65.2	100.5	88.5	10	32.5	2	NP20	*	*	*
		139	33.32	12.8	67.8	110.2	98.2	10	36	3	SL7/8		*	*
30	1 3/8	139	36.5	16	71	112.7	96.8	10	36.5	3	NP7/8		*	*
		139	33.32	12.8	67.8	110.2	98.2	10	36	3	SL15/16		*	*
35	1 7/8	139	36.5	16	71	112.7	96.8	10	36.5	3	NP15/16		*	*
		139	33.32	12.8	67.8	110.2	98.2	10	36	3	SL25	*	*	*
40	1 7/8	139	36.5	16	71	112.7	96.8	10	36.5	3	NP25	*	*	*
		160.5	44.45	19.3	84.3	127.5	108.5	12	41.5	1	MP25	*	*	*
45	1 7/8	139	33.32	12.8	67.8	110.2	98.2	10	36	3	SL1	*	*	*
		139	36.5	16	71	112.7	96.8	10	36.5	3	NP1	*	*	*
50	1 7/8	160.5	44.45	19.3	84.3	127.5	108.5	12	41.5	1	MP1	*	*	*
		161.5	39.67	14.5	79.5	130	109	12	41	4	SL11/8		*	*
55	1 7/8	160.5	42.9	17.7	82.7	129.5	108.5	12	41.5	4	NP11/8		*	*
		161.5	39.67	14.5	79.5	130	109	12	41	4	SL30	*	*	*
60	1 7/8	160.5	42.9	17.7	82.7	129.5	108.5	12	41.5	4	NP30	*	*	*
		166	47.6	17.5	93	136.5	121.5	12	44.5	2	MP30			
65	1 7/8	161.5	39.67	14.5	79.5	130	109	12	41	4	SL13/16		*	*
		160.5	42.9	17.7	82.7	129.5	108.5	12	41.5	4	NP13/16		*	*
70	1 7/8	166	47.6	17.5	93	136.5	121.5	12	44.5	2	MP13/16			
		161.5	39.67	14.5	79.5	130	109	12	41	4	SL11/4R	*	*	*

If a dimension is critical to your application please contact our sales department for confirmation.
Please note : errors and omissions excepted.



**Self-Aligning
Cast Iron
Pillow Blocks**

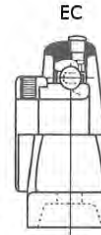
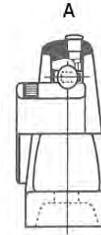
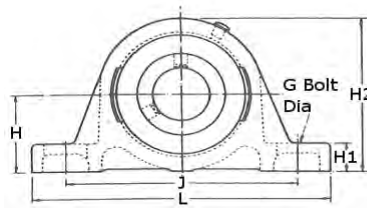


Shaft Diameter		Housing Dimensions				Bolt Centres				Casting Group	Basic Housing Unit	Variants			
		L	H	H1	H2	max	J min	G	A			A	EC	DEC	
mm	Inch	mm													
35	1 1/4	160.5	42.9	17.7	82.7	129.5	108.5	12	41.5	4	NP11/4R	*	*	*	
		166	46.02	16	91.5	136.5	121.5	12	44.5	5	SL11/4	*	*	*	
		166	47.6	17.5	93	136.5	121.5	12	44.5	2	MP11/4				
	1 3/8	166	47.6	17.5	93	136.5	121.5	12	44.5	5	NP11/4	*	*	*	
		166	46.02	16	91.5	136.5	121.5	12	44.5	5	SL13/8		*	*	
		166	47.6	17.5	93	136.5	121.5	12	44.5	5	NP13/8		*	*	
	35	1 7/16	203.2	53.98	23	106.4	160	135	12	57	3	MP13/8			
			166	46.02	16	91.5	136.5	121.5	12	44.5	5	SL35	*	*	*
			166	47.6	17.5	93	136.5	121.5	12	44.5	5	NP35	*	*	*
	40	1 1/2	203.2	53.98	23	1~4	160	135	12	57	3	MP35			
			166	46.02	16	91.5	136.5	121.5	12	44.5	5	SL17/16		*	*
			166	47.6	17.5	93	136.5	121.5	12	44.5	5	NP17/16		*	*
40	1 5/8	203.2	53.98	23	106.4	160	135	12	57	3	MP17/16				
		180.5	49.2	18.5	98.5	148	127	12	51	6	SL11/2	*	*	*	
		180.5	49.2	18.5	98.5	148	127	12	51	6	NP11/2	*	*	*	
45	1 3/4	222.2	58.72	20.6	115.9	169.9	141.3	16	66.7	4	MP11/2	*			
		180.5	49.2	18.5	98.5	148	127	12	51	6	SL40	*	*	*	
		180.5	49.2	18.5	98.5	148	127	12	51	6	NP40	*	*	*	
45	1 11/16	222.2	58.72	20.6	115.9	169.9	141.3	16	66.7	4	MP40				
		197.5	52.37	18.4	106.4	161.5	141.5	12	54	7	SL15/8		*	*	
		190.5	54	20	108	154.5	140.5	12	54	7	NP15/8		*	*	
45	1 7/8	197.5	52.37	18.4	106.4	161.5	141.5	12	54	7	SL111/16		*	*	
		190.5	54	20	108	154.5	140.5	12	54	7	NP111/16		*	*	
		222.2	58.72	20.6	117.5	171.4	139.7	16	66.7	5	MP111/16				
45	115/16	190.5	54	20	108	154.5	140.5	12	54	7	SL13/4	*	*	*	
		197.5	52.37	18.4	106.4	161.5	141.5	12	54	7	NP13/4	*	*	*	
		222.2	58.72	20.6	117.5	171.4	139.7	16	66.7	5	MP13/4				
45	17/8	197.5	52.37	18.4	106.4	161.5	141.5	12	54	7	SL45	*	*	*	
		190.5	54	20	108	154.5	140.5	12	54	7	NP45	*	*	*	
		222.2	58.72	20.6	117.5	171.4	139.7	16	66.7	5	MP45				
45	115/16	214	55.55	19.3	114	177	151	12	55	8	SL17/8		*	*	
		206	57.2	21	115.2	163	154	16	55	8	NP17/8		*	*	
		219.5	63.5	24.8	129.5	178.5	162.5	16	60	6	MP17/8				
45	115/16	214	55.55	19.3	114	177	151	12	55	8	SL115/16		*	*	
		206	57.2	21	115.2	163	154	16	55	8	NP115/16		*	*	

If a dimension is critical to your application please contact our sales department for confirmation.
Please note : errors and omissions excepted.



**Self-Aligning
Cast Iron
Pillow Blocks**

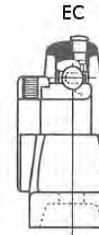
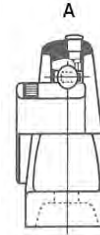
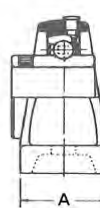
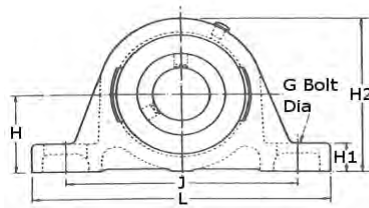


Shaft Diameter		Housing Dimensions				Bolt Centres				Casting Group	Basic Housing Unit	Variants		
		L	H	H1	H2	max	J min	G	A			A	EC	DEC
mm	Inch	mm												
50	1 15/16	219.5	63.5	24.8	129.5	178.5	162.5	16	60	6	MP115/16			
		214	55.55	19.3	114	177	151	12	55	8	SL50	*	*	*
		206	57.2	21	115.2	163	154	16	55	8	NP50	*	*	*
	2	219.5	63.5	24.8	129.5	178.5	162.5	16	60	6	MP50			
		214	55.55	19.3	114	177	151	12	55	8	SL2R			
		206	57.2	21	115.2	163	154	16	55	8	NP2R			*
55	2 1/8	219.5	61.9	23.2	128	178.5	162.5	16	60	9	SL2			*
		219.5	63.5	24.8	129.5	178.5	162.5	16	60	6	MP2			
		219.5	63.5	24.8	129.5	178.5	162.5	16	60	9	NP2			*
	2 3/16	219.5	61.9	23.2	128	178.5	162.5	16	60	9	SL21/8			*
		219.5	63.5	24.8	129.5	178.5	162.5	16	60	9	NP21/8			*
		219.5	61.9	23.2	128.0	178.5	162.5	16	60	9	SL55			*
60	2 1/4	219.5	63.5	24.8	129.5	178.5	162.5	16	60	9	NP55			*
		260.4	69.85	27	142.9	200	175	20	79.4	7	MP55			
		219.5	61.9	23.2	128	178.5	162.5	16	60	9	SL23/16			*
	2 3/8	219.5	63.5	24.8	129.5	178.5	162.5	16	60	9	NP23/16			*
		260.4	69.85	27	142.9	200	175	20	79.4	7	MP23/16			
		249	68.25	28.6	138.1	204.8	182.6	16	69.8	10	SL21/4			*
65	2 7/16	260.4	69.85	27	142.9	200	175	20	79.4	7	MP21/4			
		241.3	69.9	22.2	141.3	192.1	176.2	16	69.8	10	NP21/4			*
		249	68.25	28.6	138.1	204.8	182.6	16	69.8	10	SL60			*
	2 1/2	241.3	69.9	22.2	141.3	192.1	176.2	16	69.8	10	NP60			*
		285.8	76.2	27	158.8	223.8	190	20	82.6	8	MP60			
		249	68.25	28.6	138.1	204.8	182.6	16	69.8	10	SL23/8			*
65	2 7/16	241.3	69.9	22.2	141.3	192.1	176.2	16	69.8	10	NP23/8			*
		249	68.25	28.6	138.1	204.8	182.6	16	69.8	10	SL27/16			*
		241.3	69.9	22.2	141.3	192.1	176.2	16	69.8	10	NP27/16			*
	2 1/2	285.8	76.2	27	158.8	223.8	190	20	82.6	8	MP27/16			
		247.6	68.25	28.6	142.9	204.8	182.6	16	69.8	10/65	SL21/2			*
		241.3	69.9	22.2	141.3	192.1	176.2	16	69.8	10/65	NP21/2			*
65	2 1/2	285.8	76.2	27	158.8	223.8	190	20	82.6	8	MP21/2			
		247.6	68.25	28.6	142.9	204.8	182.6	16	69.8	10/65	SL65R			
		241.3	69.9	22.2	141.3	192.1	176.2	16	69.8	10/65	NP65			*
		285.8	76.2	27	158.8	223.8	190	20	82.6	8	MP65R			
		298.4	82.55	34.9	166.7	242.9	220.7	20	82.6	11	SL65			*

If a dimension is critical to your application please contact our sales department for confirmation.
Please note : errors and omissions excepted.



**Self-Aligning
Cast Iron
Pillow Blocks**



Shaft Diameter		Housing Dimensions				Bolt Centres				Casting Group	Basic Housing Unit	Varients		
		L	H	H1	H2	max	J min	G	A			A	EC	DEC
mm	Inch	mm												
65		330.2	88.9	28.6	177.8	255.6	206	24	88.9	9	MP65			
	2 11/16	298.4	82.55	34.9	166.7	242.9	220.7	20	82.6	11	SL211/16		*	
		330.2	88.9	28.6	177.8	255.6	206	24	88.9	9	MP211/16			
	2 3/4	298.4	82.55	34.9	166.7	242.9	220.7	20	82.6	11	SL23/4		*	
		330.2	88.9	28.6	177.8	255.6	206	88.9	13.4	9	MP23/4			
		298.4	82.55	34.9	166.7	242.9	220.7	20	82.6	11	SL70		*	
70		330.2	88.9	28.6	177.8	255.6	206	24	88.9	9	MP70			
	2 7/8	298.4	82.55	34.9	166.7	242.9	220.7	20	82.6	11	SL27/8		*	
	2 15/16	298.4	82.55	34.9	166.7	242.9	220.7	20	82.6	11	SL215/16		*	
		330.2	88.9	31.8	184.2	255.6	228	24	88.9	10	MP215/16			
		298.4	82.55	34.9	166.7	242.9	220.7	20	82.6	11	SL75		*	
		330.2	88.9	31.8	184.2	255.6	228	24	88.9	10	MP75			
80	3	330.2	88.9	31.8	184.2	255.6	228	24	88.9	10	MP3			
		381	101.6	31.8	203.2	317.5	260	24	101.6	11	MP80			
	3 3/16	381	101.6	31.8	203.2	317.5	260	24	101.6	11	MP33/16			
	3 1/4	381	101.6	31.8	203.2	317.5	260	24	101.6	11	MP31/4			
		381	101.6	33.3	209.6	319.1	246.1	24	111.1	12	MP85			
	3 7/16	381	101.6	33.3	209.6	319.1	246.1	24	111.1	12	MP37/16			
90		381	101.6	33.3	209.6	319.1	246.1	24	111.1	12	MP31/2			
		381	101.6	33.3	209.6	319.1	246.1	24	111.1	12	MP90			
		431.8	127	33.3	254	371.5	301.6	24	120.6	13	MP95			
100		431.8	127	33.3	254	371.5	301.6	24	120.6	13	MP100			
	3 15/16	431.8	127	33.3	254.0	371.5	301.6	24	120.6	13	MP315/16			
	4	431.8	127	33.3	254	371.5	301.6	24	120.6	13	MP4			

If a dimension is critical to your application please contact our sales department for confirmation.
Please note : errors and omissions excepted.