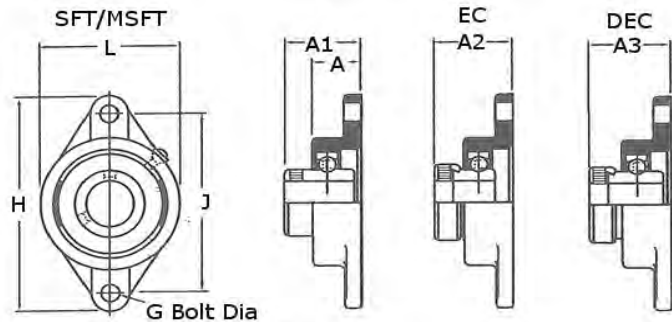




**Self-Aligning
Cast Iron Flange
Bearing Units**

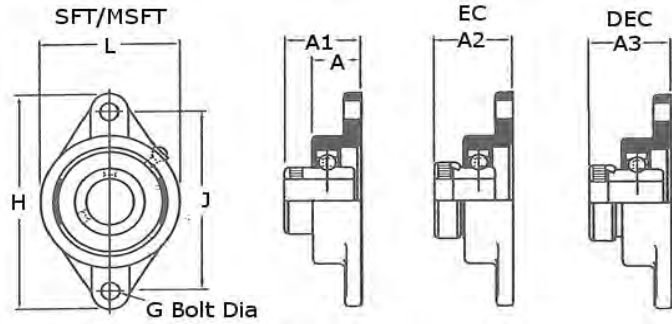


Shaft Diameter		Housing Dimensions				Bolt Centres				Casting Group	Basic Housing Unit	Variants		
		L	H	J	G	A	A1	A2	A3			A	EC	DEC
mm	Inch	mm												
12		52.5	98.5	76.5	10	24.6	32.87	39.01		1	SFT12		*	
		58.5	81	63.5	6	15	24.27	30.43		1	LFTC12		*	
	1/2	52.5	98.5	76.5	10	24.6	32.87	39.01		1	SFT1/2		*	
		58.5	81	63.5	6	15	24.27	30.43		1	LFTC1/2		*	
15		52.5	98.5	76.5	10	24.6	32.87	39.01		1	SFT15		*	
		58.5	81	63.5	6	15	24.27	30.43		1	LFTC15		*	
	5/8	52.5	98.5	76.5	10	24.6	32.87	39.01		1	SFT5/8		*	
		58.5	81	63.5	6	15	24.27	30.43		1	LFTC5/8		*	
16		52.5	98.5	76.5	10	24.6	32.87	39.01		1	SFT16		*	
		58.5	81	63.5	6	15	24.27	30.43		1	LFTC16		*	
17		52.5	98.5	76.5	10	24.6	32.87	39.01		1	SFT17		*	
		58.5	81	63.5	6	15	24.27	30.43		1	LFTC17		*	
	3/4	60.3	111.9	90	10	27.8	37.26	42.42	45.54	2	SFT3/4	*	*	*
		66.5	90.5	71.5	8	17	27.76	32.92	36.04	2	LFTC3/4	*	*	*
20		60.3	111.9	90	10	27.8	37.26	42.42	45.54	2	SFT20	*	*	*
		66.5	90.5	71.5	8	17	27.76	32.92	36.04	2	LFTC20	*	*	*
	7/8	68.3	123.8	99	10	28.6	38.84	42.42	45.95	3	SFT7/8		*	*
		71	96	76	8	17.5	29.24	32.82	36.35	3	LFTC7/8		*	*
25		68.3	123.8	99	10	28.6	38.8	42.42	45.95	3	SFT15/16		*	*
		71	96	76	8	17.5	29.24	32.82	36.35	3	LFTC15/16		*	*
	1	82.6	141.3	116.5	10	29.8	42.21			1	MSFT25			
		68.3	123.8	99	10	28.6	38.84	42.42	45.95	3	SFT1	*	*	*
	1 1/8	71	96	76	8	17.5	29.24	32.82	36.35	3	LFTC1	*	*	*
		82.6	141.3	116.5	10	29.8	42.21	46.66	50.09	4	SFT11/8		*	*
30		84	112	90.5	10	20.5	33.62	38.07	41.5	4	LFTC11/8		*	*
		82.6	141.3	116.5	10	29.8	42.21	46.66	50.09	4	SFT30	*	*	*
	1 3/16	84	112	90.5	10	20.5	33.62	38.07	41.5	4	LFTC30	*	*	*
		95.5	155.5	130	12	31.4	46.41			2	MSFT30			
		82.6	141.3	116.5	10	29.8	42.21	46.66	50.09	4	SFT13/16		*	*
		84	112	90.5	10	20.5	33.62	38.07	41.5	4	LFTC13/16		*	*
		95.5	155.5	130	12	31.4	46.41			2	MSFT13/16			

If a dimension is critical to your application please contact our sales department for confirmation.
Please note : errors and omissions excepted.



**Self-Aligning
Cast Iron Flange
Bearing Units**

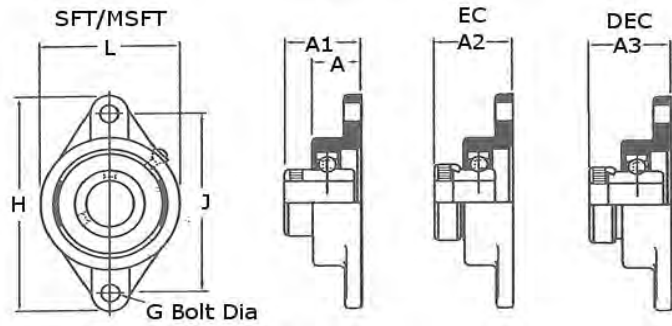


Shaft Diameter		Housing Dimensions				Bolt Centres				Casting Group	Basic Housing Unit	Varients		
		L	H	J	G	A	A1	A2	A3			A	EC	DEC
mm	Inch	mm												
1 1/4	1 1/4	82.6	141.3	116.5	10	29.8	42.21	46.66	50.09	4	SFT11/4R	*	*	*
		84	112	90.5	10	20.5	33.62	38.07	41.5	4	LFTC11/4	*	*	*
		93	125	100	10	22	37.8	41.74	44.71	5	LFTC11/4L	*	*	*
		95.5	155.5	130	12	31.4	46.41	50.34	53.31	5	SFT11/4	*	*	*
		95.5	155.5	130	12	31.4	46.41			2	MSFT11/4			
1 3/8	1 3/8	93	125	100	10	22	37.8	41.74	44.71	5	LFTC13/8		*	*
		95.5	155.5	130	12	31.4	46.41	50.34	53.31	5	SFT13/8		*	*
		101.6	171.4	143.5	12	34.9	54.18			3	MSFT13/8			
35	35	93	125	100	10	22	37.8	41.74	44.71	5	LFTC35	*	*	*
		95.5	155.5	130	12	31.4	46.41	50.34	53.31	5	SFT35	*	*	*
		101.6	171.4	143.5	12	34.9	54.18			3	MSFT35			
		93	125	100	10	22	37.8	41.74	44.71	5	LFTC17/16	*	*	*
1 7/16	1 7/16	95.5	155.5	130	12	31.4	46.41	50.34	53.31	5	SFT17/16	*	*	*
		101.6	171.4	143.5	12	34.9	54.18			3	MSFT17/16			
		101.6	171.4	143.5	12	34.9	54.18	56.62	58.9	6	SFT11/2	*	*	*
1 1/2	1 1/2	111.1	179.4	148.5	16	35.3	54.18			4	MSFT11/2			
		101.6	171.4	143.5	12	34.9	54.18	56.62	58.9	6	SFT40	*	*	*
40	40	111.1	179.4	148.5	16	35.3	54.18			4	MSFT40			
		111.1	179.4	148.5	16	35.3	54.18	56.62	58.9	7	SFT15/8		*	*
		111.1	179.4	148.5	16	35.3	54.18	56.62	58.9	7	SFT111/16		*	*
1 5/8	1 5/8	115.9	188.9	157	16	39.7	60.53			5	MSFT111/16			
		111.1	179.4	148.5	16	35.3	54.18	56.62	58.9	7	SFT13/4	*	*	*
		115.9	188.9	157	16	39.7	60.53			5	MSFT3/4			
45	45	111.1	179.4	148.5	16	35.3	54.18	56.62	58.9	7	SFT45	*	*	*
		115.9	188.9	157	16	39.7	60.53			5	MSFT45			
		115.9	188.9	157	16	39.7	60.53	60.6	66.07	8	SFT17/8		*	*
1 7/8	1 7/8	127	215.9	184	16	43.7	64.31			6	MSFT17/8			
		115.9	188.9	157	16	39.7	60.53	60.6	66.07	8	SFT115/16		*	*
1 15/16	1 15/16	127	215.9	184	16	43.7	64.31			6	MSFT115/16			
		115.9	188.9	157	16	39.7	60.53	60.6	66.07	8	SFT50	*	*	*
50	50	127	215.9	184	16	43.7	64.31			6	MSFT50			
		2	115.9	188.9	157	16	39.7	60.53	60.6	66.07	8	SFT2R		
		127	215.9	184	16	43.7	64.31		74.57	9	SFT2			*
		127	215.9	184	16	43.7	64.31			6	MSFT2			

If a dimension is critical to your application please contact our sales department for confirmation.
Please note : errors and omissions excepted.



**Self-Aligning
Cast Iron Flange
Bearing Units**

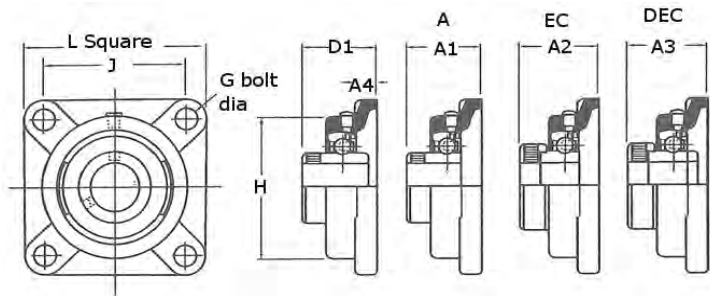


Shaft Diameter		Housing Dimensions				Bolt Centres				Casting Group	Basic Housing Unit	Varients		
		L	H	J	G	A	A1	A2	A3			A	EC	DEC
mm	Inch	mm												
55	2 1/8	127	215.9	184	16	43.7	64.31		74.57	9	SFT21/8			*
		127	215.9	184	16	43.7	64.31		74.57	9	SFT55			*
		138.1	235	202	16	47.6	73.69			7	MSFT55			
60	2 3/16	127	215.9	184	16	43.7	64.31		74.57	9	SFT23/16			*
		138.1	235	202	16	47.6	73.69			7	MSFT23/16			
		138.1	235	202	16	47.6	73.69		80.77	10	SFT21/4			*
60	2 1/4	138.1	235	202	16	47.6	73.69		80.77	10	SFT60			*
		138.1	235	202	16	47.6	73.69		80.77	10	SFT23/8			*
		2 3/8	138.1	235	202	16	47.6	73.69		80.77	10	SFT27/16		
	2 7/16	138.1	235	202	16	47.6	73.69		80.77	10	SFT27/16			*

If a dimension is critical to your application please contact our sales department for confirmation.
Please note : errors and omissions excepted.



**Self-Aligning
Cast Iron Flange
Bearing Units**

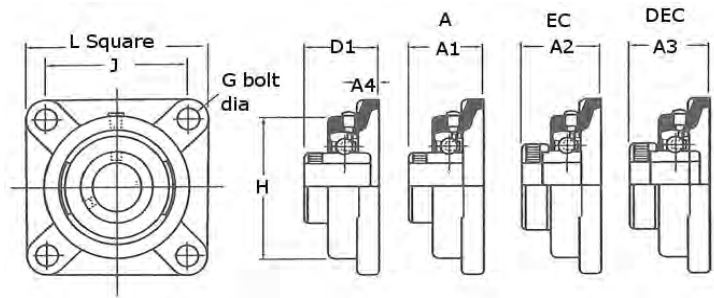


Shaft Diameter		Housing Dimensions				Bolt Centres				Casting Group	Basic Housing Unit	Variants		
		L	H	J	G	A1	A2	A3	A4				A	EC
mm	Inch	mm												
12		76.2	52.5	54	10	32.87	39.01		9.5	1	SF12		*	
	1/2	76.2	52.5	54	10	32.87	39.01		9.5	1	SF1/2		*	
15		76.2	52.5	54	10	32.87	39.01		9.5	1	SF15		*	
	5/8	76.2	52.5	54.00	10	32.87	39.01		9.5	1	SF5/8		*	
16		76.2	52.5	54	10	32.87	39.01		9.5	1	SF16		*	
17		76.2	52.5	54	10	32.87	39.01		9.5	1	SF17		*	
	3/4	85.7	60.03	63.5	10	37.26	42.42	45.54	11.1	2	SF3/4	*	*	*
20		85.7	60.3	63.5	10	37.26	42.42	45.54	11.1	2	SF20	*	*	*
	7/8	95.3	68.0	70	10	38.84	42.42	45.95	11.1	3	SF7/8		*	*
25	15/16	95.3	68	70.00	10	38.84	42.42	45.95	11.1	3	SF15/16		*	*
		95.3	68	70	10	38.84	42.42	45.95	11.1	3	SF25	*	*	*
	1	108	82.6	82.5	10	42.21	12.7		11.3	1	MSF25	*	*	*
		95.3	68	70	10	38.84	42.42	45.95	11.1	3	SF1	*	*	*
		108	82.6	82.5	10	42.21			12.7	1	MSF1	*	*	*
	1 1/8	108	82.6	82.50	10	42.21	46.66	50.09	12.7	4	SF11/8		*	*
30		108	82.6	82.5	10	42.21	46.66	50.09	12.7	4	SF30	*	*	*
		117.5	95.3	92	12	46.41			12.7	2	MSF30			
	1 3/16	108	82.6	82.5	10	42.21	46.66	50.09	12.7	4	SF13/16		*	*
		117.5	95.3	92	12	46.41			12.7	2	MSF13/16			
	1 1/4	108	82.6	82.5	10	42.21	46.66	50.09	12.7	4	SF11/4R	*	*	*
		117.5	95.3	92	12	46.41	50.34	53.31	12.7	5	SF11/4	*	*	*
		117.5	95.3	92	12	46.41			12.7	2	MSF11/4	*	*	*
	1 3/8	117.5	95.3	92	12	46.41	50.34	53.31	12.7	5	SF13/8		*	*
35		130.2	101.6	101.5	12	54.18			12.7	3	MSF13/8			
		117.5	95.3	92	12	46.41	50.34	53.31	12.7	5	SF35	*	*	*
		130.2	101.6	101.5	12	54.18			12.7	3	MSF35			
	1 7/16	117.5	95.3	92	12	46.41	50.34	53.31	12.7	5	SF17/16		*	*
		130.2	101.6	101.5	12	54.18			12.7	3	MSF17/16			
	1 1/2	130.2	101.6	101.5	12	54.18	56.62	58.9	12.7	6	SF11/2	*	*	*
		136.5	111.1	105	16	54.18			14.3	4	MSF11/2			
	40	130.2	101.6	101.5	12	54.18	56.62	58.9	12.7	6	SF40	*	*	*
		136.5	111.1	105	16	54.18			14.3	4	MSF40			
	1 5/8	136.5	111.1	105	16	54.18	56.62	58.9	14.3	7	SF15/8		*	*
	1 11/16	136.5	111.1	105	16	54.18	56.62	58.9	14.3	7	SF111/16		*	*
		142.9	115.9	111	16	60.53			14.3	5	MSF111/16			

If a dimension is critical to your application please contact our sales department for confirmation.
Please note : errors and omissions excepted.



**Self-Aligning
Cast Iron Flange
Bearing Units**

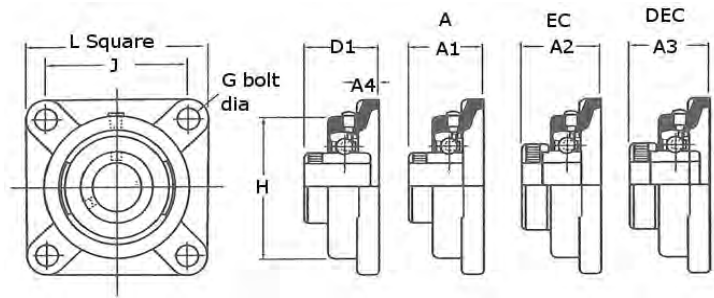


Shaft Diameter		Housing Dimensions				Bolt Centres				Casting Group	Basic Housing Unit	Variants		
		L	H	J	G	A1	A2	A3	A4			A	EC	DEC
mm	Inch	mm												
45	1 3/4	136.5	111.1	105	16	54.18	56.62	58.9	14.3	7	SF13/4	*	*	*
		142.9	115.9	111	16	60.53			14.3	5	MSF13/4			
	1 7/8	136.5	111.1	105.09	16	54.18	56.62	58.9	14.3	7	SF45	*	*	*
		142.9	115.9	111	16	60.53			14.3	5	MSF45			
50	1 15/16	142.9	115.9	111	16	60.53	60.6	66.07	14.3	8	SF17/8		*	*
		161.9	127	130	16	64.31			17.5	6	MSF17/8			
	2	142.9	115.9	111	16	60.53	60.6	66.07	14.3	8	SF115/16		*	*
		161.9	127	130	16	64.31			17.5	6	MSF115/16			
55	2 1/8	142.9	115.9	111	16	60.53	60.6	66.07	14.3	8	SF50	*	*	*
		161.9	127	130	16	64.31			17.5	6	MSF50			
	2 3/16	142.9	115.9	111	16	60.53	60.6	66.07	14.3	8	SF2R			
		161.9	127	130	16	64.31		74.57	17.5	9	SF2			*
60	2 1/4	161.9	127	130	16	64.31		74.57	17.5	6	MSF2			
		161.9	127	130	16	64.31		74.57	17.5	9	SF21/8			*
	2 3/8	161.9	127	130	16	64.31		74.57	17.5	9	SF55			*
		174.5	138.1	143	16	73.69			17.5	7	MSF55			
65	2 7/16	161.9	127	130	16	64.31		74.57	17.5	9	SF23/16			*
		174.5	138.1	143	16	73.69			17.5	7	MSF23/16			
	2 1/2	174.5	138.1	143	16	73.69			17.5	7	MSF21/4			
		174.5	138.1	143	16	73.69		80.77	17.5	10	SF21/4			*
70	2 5/8	174.5	138.1	143	16	73.69		80.77	17.5	10	SF60			*
		187.5	153	149.22	16	69.69			18	8/65	MSF60R			
	2 11/16	187.5	155.5	149.22	16	77.72			18	8	MSF60			
		174.5	138.1	143	16	73.69		80.77	17.5	10	SF23/8	*	*	*
75	2 3/4	174.5	138.1	143	16	73.69		80.77	17.5	10	SF27/16			*
		187.5	155.5	149.22	16	77.72			18	8	MSF27/16			
	2 7/8	174.5	149.5	143	16	73.69		80.77	18	10/65	SF21/2			*
		187.5	155.5	149.22	16	77.72			18	8	MSF21/2			
80	2 7/8	174.5	149.5	143	16	73.69		80.77	18	10/65	SF65R			
		187.5	155.5	149.22	16	77.72		84.86	18	11	SF65R			*
	2 15/16	196.5	158.5	152.4	20	80.9		23	9	9	MSF65			
		187.5	155.5	149.22	16	77.72		84.86	18	11	SF25/8			*
85	2 3/4	187.5	155.5	149.22	16	77.72		84.86	18	11	SF211/16			*
		196.5	158.5	152.4	20	80.9		23	9	9	MSF211/16			
90	2 3/4	196.5	158.5	152.4	20	80.9		91.21	23	12	SF23/4			*

If a dimension is critical to your application please contact our sales department for confirmation.
Please note : errors and omissions excepted.



**Self-Aligning
Cast Iron Flange
Bearing Units**



Shaft Diameter		Housing Dimensions				Bolt Centres				Casting Group	Basic Housing Unit	Variants		
		L	H	J	G	A1	A2	A3	A4				A	EC
mm	Inch	mm												
70	2 3/4	196.5	158.5	152.4	20	80.9			23	9	MSF23/4			
		187.5	155.5	149.22	16	77.72		84.86	18	11	SF70			*
		196.5	158.5	152.4	20	80.9			23	9	MSF70			
75	2 7/8	196.5	158.5	152.4	20	80.9		91.21	23	12	SF27/8			*
	2 15/16	196.5	158.5	152.4	20	80.9		91.21	23	12	SF215/16			*
			196.5	173.5	152.4	20	88.87			23	10	MSF215/16		
80	3	196.5	158.5	152.4	20	80.9		91.21	23	12	SF75			*
		196.5	173.5	152.4	20	88.87			23	10	MSF75			
		196.5	173.5	152.4	20	88.87			23	10	MSF3			
85	3 3/16	213.5	184	171.45	20	89.61			26	11	MSF80			
		213.5	984	171.45	20	89.64			26	11	MSF33/16			
	3 1/4	213.5	184	171.45	20	89.64			26	11	MSF31/4			
90	3 7/16	213.5	196.5	171.45	20	100.76			26	12	MSF85			
		213.5	196.5	171.45	20	100.76			26	12	MSF37/16			
	3 1/2	213.5	196.5	171.45	20	100.76			26	12	MSF31/2			
95		213.5	196.5	171.45	20	100.76			26	12	MSF90			
100	3 15/16	267.5	235.5	211.12	24	126.95			32	13	MSF95			
		267.5	235.5	211.12	24	126.95			32	13	MSF100			
	4	267.5	235.5	211.12	24	126.95			32	13	MSF315/16			
		267.5	235.5	211.12	24	126.95			32	13	MSF4			

If a dimension is critical to your application please contact our sales department for confirmation.
Please note : errors and omissions excepted.