


ASHLEY POWER LTD.
580-586 ASHLEY ROAD
PARKSTONE
POOLE
DORSET, BH14 0AQ

ASHLEY POWER



BELT DRIVE & PULLEYS CATALOGUE



ASHLEY POWER




HTD TIMING BELTS & PULLEYS



VEE BELTS, PULLEYS & TAPER LOCKS



IMPERIAL TIMING BELTS



METRIC TIMING BELTS





Belt Drive & Pulley Contents

Timing Belts: Imperial (XL,L, etc).....	D4
Timing Belts: Imperial, Double sided.....	D6
Timing Pulleys: Imperial, Pilot Bore.....	D7
Timing Pulleys: Imperial, Taper Lock.....	D9
Timing Belts: Metric, HTD.....	D10
Timing Pulleys: Metric, HTD, Pilot Bore.....	D13
Timing Pulleys Metric, HTD, Taper Lock.....	D14
Timing Belts & Pulleys: Metric, AT5, AT10, T5, T10.....	D15
Wrapped Construction Vee Belts (A, B, C, etc).....	D29
Wrapped Construction Wedge Belts (SPZ, SPA, etc).....	D32
Raw Edge Moulded Cog Vee Belts (AX, BX, etc).....	D33
Raw Edge Cogged Construction Wedge Belts (SPZX, SPAX, etc).....	D34
Multi Rib Belts, J & L Section.....	D35
V Belt Pulleys, Taper Lock.....	D36
Multi Rib Belt Pulleys, Taper Lock.....	D40
Taper Lock Bushes.....	D41

Please note: At Ashley Power we take care to ensure that all information is correct at time of printing however some errors and omissions excepted.



MXL Pitch Mini Pitch Series

XL Pitch Extra Light Duty

Pitch 2/25", 2.032 m m

Pitch 1/5", 5.08 m m

Length Code	Pitch Length m m	# of Teeth	Length Code	Pitch Length m m	# of Teeth
360 M X L	91.44	45	60 X L	152.40	30
432 M X L	109.73	54	70 X L	177.80	35
440 M X L	111.76	55	80 X L	203.20	40
456 M X L	115.82	57	90 X L	228.60	45
480 M X L	121.92	60	100 X L	254.00	50
488 M X L	123.95	61	110 X L	279.40	55
496 M X L	125.98	62	120 X L	304.80	60
536 M X L	136.14	67	130 X L	330.20	65
544 M X L	138.18	68	140 X L	355.60	70
576 M X L	146.30	72	150 X L	381.00	75
584 M X L	148.34	73	156 X L	396.24	78
632 M X L	160.53	79	160 X L	406.40	80
640 M X L	162.56	80	170 X L	431.80	85
656 M X L	166.62	82	180 X L	457.20	90
704 M X L	178.82	88	190 X L	482.60	95
720 M X L	182.88	90	200 X L	508.00	100
760 M X L	193.04	95	210 X L	533.40	105
800 M X L	203.20	100	220 X L	558.80	110
808 M X L	205.23	101	230 X L	584.20	115
824 M X L	209.30	103	240 X L	609.60	120
840 M X L	213.36	105	250 X L	635.00	125
880 M X L	223.52	110	260 X L	660.40	130
912 M X L	231.65	114	270 X L	685.80	135
920 M X L	233.68	115	290 X L	736.60	145
944 M X L	239.78	118	310 X L	787.40	155
960 M X L	243.84	120	320 X L	812.80	160
976 M X L	247.90	122	330 X L	838.20	165
984 M X L	249.94	123	390 X L	990.60	195
1000 M X L	254.00	125			
1008 M X L	256.03	126			
1016 M X L	258.06	127			
1056 M X L	268.22	132			
1072 M X L	272.29	134			
1120 M X L	284.48	140			
1176 M X L	298.70	147			
1200 M X L	304.80	150			
1280 M X L	325.12	160			
1400 M X L	355.60	175			
1472 M X L	373.89	184			
1496 M X L	379.98	187			
1520 M X L	386.08	190			
1600 M X L	406.40	200			
1680 M X L	426.72	210			
1768 M X L	449.07	221			
1888 M X L	479.55	236			
1984 M X L	503.94	248			
2048 M X L	520.19	256			
2240 M X L	568.96	280			
2384 M X L	605.54	298			
2480 M X L	629.92	310			
2496 M X L	633.98	312			
2520 M X L	640.08	315			
3200 M X L	812.80	400			
3472 M X L	881.89	434			
3944 M X L	1001.78	493			
4000 M X L	1016.00	500			

Belt Width & Width Codes: eg. 60XL-037

6.5mm - 025

9.5mm - 037

12.7mm - 050

Intermediate and wider widths available (XL)

Longer lengths available on request (XL)

Backed belts with all common backings (MXL & XL)

Belt Width & Width Codes: eg. 360MXL-012

3.25mm - 012

4.75mm - 019

6.5mm - 025



L Pitch Light Duty

H Pitch Heavy Duty

Pitch 3/8", 9.525 m m

Pitch 1/2", 12.7 m m

Length Code	Pitch Length m m	# of Teeth
124 L	314.33	33
150 L	381.00	40
187 L	476.25	50
210 L	533.40	56
225 L	571.50	60
240 L	609.60	64
255 L	647.70	68
270 L	685.80	72
285 L	723.90	76
300 L	762.00	80
322 L	819.15	86
345 L	876.30	92
367 L	933.45	98
390 L	990.60	104
420 L	1066.80	112
450 L	1143.00	120
480 L	1219.20	128
510 L	1295.40	136
540 L	1371.60	144
600 L	1524.00	160

Length Code	Pitch Length m m	# of Teeth
240 H	609.90	48
270 H	685.80	54
300 H	762.00	60
330 H	838.20	66
360 H	914.40	72
390 H	990.60	78
420 H	1066.80	84
450 H	1143.00	90
480 H	1219.20	96
510 H	1295.40	102
410 H	1371.60	108
470 H	1447.80	114
600 H	1524.00	120
630 H	1600.20	126
660 H	1676.40	132
700 H	1778.00	140
750 H	1905.00	150
800 H	2032.00	160
850 H	2159.00	170
900 H	2286.00	180
1000 H	2540.00	200
1100 H	2794.00	220
1120 H	2844.80	224
1150 H	2921.00	230
1250 H	3175.00	250
1400 H	3556.00	280
1700 H	4318.00	340

Belt Width & Width Codes: eg. 124L-050
 13mm - 050
 19mm - 075
 25mm - 100

Belt Width & Width Codes: eg. 240H-150
 19mm - 050
 25mm - 100
 38mm - 150
 51mm - 200
 76mm - 300

Intermediate and wider widths available
 Longer lengths available on request
 Backed belts with all common backings

XH Pitch Extra Heavy Duty

Pitch 7/8", 22.225 m m

Length Code	Pitch Length m m	# of Teeth
507 XH	1289.05	58
560 XH	1422.40	64
630 XH	1600.20	72
700 XH	1778.00	80
770 XH	1955.80	88
840 XH	2133.60	96
980 XH	2489.20	112
1120 XH	2844.80	128
1260 XH	3200.40	144
1400 XH	3556.00	160
1540 XH	3911.60	176
1750 XH	4445.00	200

Belt Width & Width Codes: eg. 507XH-300
 25mm - 100
 51mm - 200
 76mm - 300
 102mm - 400

Intermediate and wider lengths available
 Intermediate and longer lengths available on request



Double-Sided Timing Belts - XL Pitch

Pitch 1/5", 5.08 m m

Length Code	Pitch Length m m	# of Teeth
D 120 XL	304.80	60
D 130 XL	330.20	65
D 140 XL	355.60	70
D 150 XL	381.00	75
D 156 XL	396.24	78
D 160 XL	406.40	80
D 170 XL	431.80	85
D 180 XL	457.20	90
D 190 XL	482.60	95
D 200 XL	508.00	100
D 210 XL	533.40	105
D 220 XL	558.80	110
D 230 XL	584.20	115
D 240 XL	609.60	120
D 250 XL	635.00	125
D 260 XL	660.40	130
D 270 XL	685.80	135
D 290 XL	736.60	145
D 310 XL	787.40	155
D 320 XL	812.80	160
D 330 XL	838.20	165
D 390 XL	990.60	195

Belt Width & Width Codes: eg. D120XL-037

6.5mm - 025

9.5mm - 037

Intermediate and wider widths available

Double-Sided Timing Belts - L Pitch

Pitch 3/8", 9.525 m m

Length Code	Pitch Length m m	# of Teeth
D 150 L	381.00	40
D 187 L	476.25	50
D 210 L	533.40	56
D 225 L	571.50	60
D 240 L	609.60	64
D 255 L	647.70	68
D 270 L	685.80	72
D 285 L	723.90	76
D 300 L	762.00	80
D 322 L	819.15	86
D 345 L	876.30	92
D 367 L	933.45	98
D 390 L	990.60	104
D 420 L	1066.80	112
D 450 L	1143.00	120
D 480 L	1219.20	128
D 510 L	1295.40	136
D 540 L	1371.60	144
D 600 L	1524.00	160

Belt Width & Width Codes: eg. D150L-075

13mm - 050

19mm - 075

25mm - 100

Intermediate and wider widths available

Double-Sided Timing Belts - H Pitch

Pitch 1/2", 12.7 m m

Length Code	Pitch Length m m	# of Teeth
D 240 H	609.60	48
D 270 H	685.80	54
D 300 H	762.00	60
D 330 H	838.20	66
D 360 H	914.40	72
D 390 H	990.60	78
D 420 H	1066.80	84
D 450 H	1143.00	90
D 480 H	1219.20	96
D 510 H	1295.40	102
D 540 H	1371.60	108
D 570 H	1447.80	114
D 600 H	1524.00	120
D 630 H	1600.20	126
D 660 H	1676.40	132
D 700 H	1778.00	140
D 750 H	1905.00	150
D 800 H	2032.00	160
D 850 H	2159.00	170
D 900 H	2286.00	180
D 1000 H	2540.00	200
D 1100 H	2794.00	220
D 1250 H	3175.00	250
D 1400 H	3556.00	280
D 1700 H	4318.00	340

Belt Width & Width Codes: eg. D240H-075

19mm - 075

25mm - 100

38mm - 150

51mm - 200

76mm - 300

Intermediate and wider widths available

Intermediate and longer lengths available on request

Timing Pulleys: Imperial Pilot Bore



XL037		L050		L075		L100	
No. of Teeth	Pitch Circle Dia.	No. of Teeth	Pitch Circle Dia.	No. of Teeth	Pitch Circle Dia.	No. of Teeth	Pitch Circle Dia.
10	16.17	10	30.32	10	30.32	10	30.32
11	17.79	11	33.35	11	33.35	11	33.35
12	19.40	12	36.38	12	36.38	12	36.38
13	21.02	13	39.41	13	39.41	13	39.41
14	22.64	14	42.45	14	42.45	14	42.45
15	24.26	15	45.48	15	45.48	15	45.48
16	25.87	16	48.51	16	48.51	16	48.51
17	27.49	17	51.54	17	51.54	17	51.54
18	29.11	18	54.57	18	54.57	18	54.57
19	30.72	19	57.61	19	57.61	19	57.61
20	32.34	20	60.64	20	60.64	20	60.64
21	33.96	21	63.67	21	63.67	21	63.67
22	35.57	22	66.70	22	66.70	22	66.70
24	38.81	23	69.73	23	69.73	23	69.73
26	42.04	24	72.77	24	72.77	24	72.77
27	43.66	25	75.80	25	75.80	25	75.80
28	45.28	26	78.83	26	78.83	26	78.83
30	48.51	27	81.86	27	81.86	27	81.86
32	51.74	28	84.89	28	84.89	28	84.89
34	54.98	29	87.93	29	87.93	29	87.93
35	55.60	30	90.96	30	90.96	30	90.96
36	58.21	32	97.02	32	97.02	32	97.02
38	61.45	33	100.05	33	100.05	33	100.05
39	63.06	34	103.08	34	103.08	34	103.08
40	64.68	35	106.12	35	106.12	35	106.12
42	67.91	36	109.15	36	109.15	36	109.15
44	71.15	40	121.28	40	121.28	40	121.28
48	77.62	42	127.34	42	127.34	42	127.34
60	97.02	44	133.40	44	133.40	44	133.40
72	116.43	45	136.44	45	136.44	45	136.44
		48	145.53	48	145.53	48	145.53
		50*	151.60	50*	151.60	50*	151.60
		52*	157.66	52*	157.66	52*	157.66
		56*	169.79	56*	169.79	56*	169.79
		57*	172.82	57*	172.82	57*	172.82
		60*	181.91	60*	181.91	60*	181.91
		72*	218.30	72*	218.30	72*	218.30
		84*	254.68	84*	254.68	84*	254.68
		96*	291.06	96*	291.06	96*	291.06

Width Codes:
 037 = 9.5mm (3/8")
 050 = 12.7mm (1/2")
 075 = 19mm (3/4")
 100 = 25.4mm (1")

To Order: quote reference TMP[No. of Teeth][Belt Pitch-Width Code]PB
 Example: For the first pulley listed above - Order Ref TMP10XL037PB

Pulley sizes marked * are non-flanged



H075		H100	H150	H200	H300	XH200		XH300	XH400
No. of Teeth	Pitch Circle Dia.	Pitch Circle Dia.	Pitch Circle Dia.	Pitch Circle Dia.	Pitch Circle Dia.	No. of Teeth	Pitch Circle Dia.	Pitch Circle Dia.	Pitch Circle Dia.
14	56.60	56.60	56.60	56.60	56.60	18	127.34	127.34	127.34
15	60.64	60.64	60.64	60.64	60.64	19	134.41	134.41	134.41
16	64.68	64.68	64.68	64.68	64.68	20	141.49	141.49	141.49
17	68.72	68.72	68.72	68.72	68.72	21	148.56	148.56	148.56
18	72.77	72.77	72.77	72.77	72.77	22	155.64	155.64	155.64
19	76.81	76.81	76.81	76.81	76.81	24	169.79	169.79	169.79
20	80.85	80.85	80.85	80.85	80.85	25	176.86	176.86	176.86
21	84.89	84.89	84.89	84.89	84.89	26	183.94	183.94	183.94
22	88.94	88.94	88.94	88.94	88.94	27	191.01	191.01	191.01
23	92.98	92.98	92.98	92.98	92.98	28	198.08	198.08	198.08
24	97.02	97.02	97.02	97.02	97.02	30	212.23	212.23	212.23
25	101.06	101.06	101.06	101.06	101.06	32	226.38	226.38	226.38
26	105.11	105.11	105.11	105.11	105.11	34	240.53	240.53	240.53
27	209.15	209.15	209.15	209.15	209.15				
28	113.19	113.19	113.19	113.19	113.19				
29	117.23	117.23	117.23	117.23	117.23				
30	121.28	121.28	121.28	121.28	121.28				
32	129.36	129.36	129.36	129.36	129.36				
33	133.40	133.40	133.40	133.40	133.40				
34	137.45	137.45	137.45	137.45	137.45				
35	141.49	141.49	141.49	141.49	141.49				
36	145.53	145.53	145.53	145.53	145.53				
38	153.62	153.62	153.62	153.62	153.62				
40	161.70	161.70	161.70	161.70	161.70				
44	177.87	177.87	177.87	177.87	177.87				
45	181.91	181.91	181.91	181.91	181.91				
48	194.04	194.04	194.04	194.04	194.04				
49*	198.08	198.08	198.08	198.08	198.08				
50*	202.13	202.13	202.13	202.13	202.13				
52*	210.21	210.21	210.21	210.21	210.21				
58*	234.47	234.47	234.47	234.47	234.47				
60*	242.55	242.55	242.55	242.55	242.55				
70*	282.98	282.98	282.98	282.98	282.98				
72*	291.06	291.06	291.06	291.06	291.06				
82*	331.49	331.49	331.49	331.49	331.49				
84*	339.57	339.57	339.57	339.57	339.57				
96*	388.08	388.08	388.08	388.08	388.08				
106*	428.51	428.51	428.51	428.51	428.51				
120*	485.10	485.10	485.10	485.10	485.10				

Width Codes:
 075 = 19mm (3/4")
 100 = 25.4mm (1")
 150 = 38.1mm (1 1/2")
 200 = 50.8mm (2")
 300 = 76.2mm (3")
 400 = 101.6mm (4")

To Order: quote reference
 TMP[No. of Teeth][Belt Pitch-Width Code]PB
 Example: For the first pulley listed above -
 Order Ref TMP14H075PB

Pulley sizes marked * are non-flanged

Timing Pulleys: Imperial Taper Lock

ASHLEY POWER



L (3/8") Pitch Timing Pulleys

No. of Teeth	1/2" (050)	3/4" (075)	1" (100)
	Bush Ref.	Bush Ref.	Bush Ref.
18	1108	1108	1108
19	1108	1108	1108
20	1108	1108	1108
21	1108	1108	1108
22	1108	1108	1108
23	1108	1108	1108
24	1108	1108	1108
25	1108	1108	1108
26	1108	1108	1108
27	1108	1108	1108
28	1108	1108	1108
30	1108	1108	1108
32	1108	1108	1210
36	1108	1610	1610
40	1610	1610	1610
48	1610	1610	1610
60*	1610	1610	1610
72*	1610	1610	2012
84*	1610	2012	2012
96*	2012	2012	2012
120*	2012	2012	2012

Width Codes:

050 = 12.7mm (1/2")

075 = 19mm (3/4")

100 = 25.4mm (1")

150 = 38.1mm (1 1/2")

200 = 50.8mm (2")

300 = 76.2mm (3")

400 = 101.6mm (4")

To Order: quote reference

TMP[No. of Teeth][Belt Pitch-Width Code]

Example: For the first pulley listed above -

Order Ref TMP18L050

Pulley sizes marked * are non-flanged

H (1/2") Pitch Timing Pulleys

No. of Teeth	1" (100)	1 1/2" (150)	2" (200)	3" (300)
	Bush Ref.	Bush Ref.	Bush Ref.	Bush Ref.
18	1210	1210	1210	
19	1210	1210	1610	
20	1210	1210	1610	1615
21	1210	1210	1610	1615
22	1210	1210	1610	1615
23	1610	1610	1610	1615
24	1610	1610	1610	1615
25	1610	1610	1610	1615
26	1610	1610	1610	1615
27	1610	1610	1610	2012
28	1610	1610	1610	2012
30	1610	1610	1610	2012
32	1610	1610	2012	2517
36	1610	1610	2012	2517
40	1610	1610	2012	2517
44	2012	2012	2012	2517
48	2012	2012	2517	2517
60*	2012	2012	2517	2517
72*	2012	2012	2517	2517
84*	2012	2012	2517	2517
96*	2517	2517	2517	3030
120*	2517	2517	2517	3030

**HTD (Metric Pitch) Timing Belts - 3mm Pitch**

Available in Standard Widths of 9mm & 15mm

Length Code	Pitch Length mm	# of Teeth	Length Code	Pitch Length mm	# of Teeth
144 -3M	144	48	390 -3M	390	130
147 -3M	147	49	393 -3M	393	131
150 -3M	150	50	405 -3M	405	135
159 -3M	159	53	420 -3M	420	140
168 -3M	168	56	432 -3M	432	144
174 -3M	174	58	447 -3M	447	149
177 -3M	177	59	465 -3M	465	155
180 -3M	180	60	474 -3M	474	158
186 -3M	186	62	480 -3M	480	160
195 -3M	195	65	486 -3M	486	162
201 -3M	201	67	489 -3M	489	163
204 -3M	204	68	501 -3M	501	167
210 -3M	210	70	510 -3M	510	170
213 -3M	213	71	513 -3M	513	171
225 -3M	225	75	522 -3M	522	174
231 -3M	231	77	531 -3M	531	177
240 -3M	240	80	537 -3M	537	179
243 -3M	243	81	564 -3M	564	188
246 -3M	246	82	570 -3M	570	190
252 -3M	252	84	576 -3M	576	192
255 -3M	255	85	579 -3M	579	193
264 -3M	264	88	597 -3M	597	199
267 -3M	267	89	600 -3M	600	200
270 -3M	270	90	633 -3M	633	211
276 -3M	276	92	648 -3M	648	216
285 -3M	285	95	669 -3M	669	223
288 -3M	288	96	711 -3M	711	237
291 -3M	291	97	735 -3M	735	245
297 -3M	297	99	738 -3M	738	246
300 -3M	300	100	756 -3M	756	252
312 -3M	312	104	804 -3M	804	268
318 -3M	318	106	882 -3M	882	294
327 -3M	327	109	945 -3M	945	315
330 -3M	330	110	1062 -3M	1062	354
333 -3M	333	111	1125 -3M	1125	375
336 -3M	336	112	1245 -3M	1245	415
339 -3M	339	113	1263 -3M	1263	421
345 -3M	345	115	1500 -3M	1500	500
357 -3M	357	119	1530 -3M	1530	510
363 -3M	363	121	1863 -3M	1863	621
375 -3M	375	125			
384 -3M	384	128			



HTD (Metric Pitch) Timing Belts - 5mm Pitch

Available in Standard Widths of 9mm, 15mm & 25mm

Length Code	Pitch Length mm	# of Teeth	Length Code	Pitch Length mm	# of Teeth
235 -5M	235	47	850 -5M	850	170
245 -5M	245	49	890 -5M	890	178
255 -5M	255	51	900 -5M	900	180
265 -5M	265	53	935 -5M	935	187
270 -5M	270	54	940 -5M	940	188
285 -5M	285	57	950 -5M	950	190
295 -5M	295	59	980 -5M	980	196
300 -5M	300	60	1000 -5M	1000	200
305 -5M	305	61	1050 -5M	1050	210
325 -5M	325	65	1100 -5M	1100	220
345 -5M	345	69	1125 -5M	1125	225
350 -5M	350	70	1195 -5M	1195	239
375 -5M	375	75	1200 -5M	1200	300
400 -5M	400	80	1240 -5M	1240	248
420 -5M	420	84	1270 -5M	1270	254
425 -5M	425	85	1420 -5M	1420	284
450 -5M	450	90	1595 -5M	1595	319
455 -5M	455	91	1690 -5M	1690	338
460 -5M	460	92	1790 -5M	1790	358
465 -5M	465	93	1800 -5M	1800	390
475 -5M	475	95	1895 -5M	1895	379
500 -5M	500	100	2000 -5M	2000	400
525 -5M	525	105	2250 -5M	2250	450
535 -5M	535	107	2525 -5M	2525	505
565 -5M	565	113			
575 -5M	575	115			
580 -5M	580	116			
600 -5M	600	120			
610 -5M	610	122			
635 -5M	635	127			
640 -5M	640	128			
670 -5M	670	134			
675 -5M	675	135			
700 -5M	700	140			
705 -5M	705	141			
710 -5M	710	142			
725 -5M	725	145			
740 -5M	740	148			
750 -5M	750	150			
755 -5M	755	151			
800 -5M	800	160			
835 -5M	835	167			



HTD (Metric Pitch) Timing Belts 8mm Pitch

Available in Standard Widths of 20mm, 30mm,
50mm & 85mm

HTD (Metric Pitch) Timing Belts 14mm Pitch

Available in Standard Widths of 40mm, 55mm,
85mm, 115mm & 170mm

Length Code	Pitch Length mm	# of Teeth	Length Code	Pitch Length mm	# of Teeth
320 -8m	320	40	966 -14M	966	69
536 -8m	536	67	1190 -14M	1190	85
560 -8m	560	70	1400 -14M	1400	100
600 -8m	600	75	1610 -14M	1610	115
632 -8m	632	79	1778 -14M	1778	127
640 -8m	640	80	1890 -14M	1890	135
680 -8m	680	85	2100 -14M	2100	150
720 -8m	720	90	2310 -14M	2310	165
800 -8m	800	100	2450 -14M	2450	175
840 -8m	840	105	2590 -14M	2590	185
880 -8m	880	110	2800 -14M	2800	200
920 -8m	920	115	3150 -14M	3150	225
960 -8m	960	120	3360 -14M	3360	240
1040 -8m	1040	130	3500 -14M	3500	250
1120 -8m	1120	140	3850 -14M	3850	275
1200 -8m	1200	150	4326 -14M	4326	309
1224 -8m	1224	153	4578 -14M	4578	327
1280 -8m	1280	160	4956 -14M	4956	354
1352 -8m	1352	169			
1440 -8m	1440	180			
1464 -8m	1464	183			
1600 -8m	1600	200			
1760 -8m	1760	220			
1800 -8m	1800	225			
2000 -8m	2000	250			
2400 -8m	2400	300			
2600 -8m	2600	325			
2800 -8m	2800	350			
3048 -8m	3048	381			
3280 -8m	3280	410			
3600 -8m	3600	450			
4400 -8m	4400	550			

Timing Pulleys: Metric HTD, Pilot Bore



Pulley Type	No. of Teeth	3M-9	3M-15	Pulley Type	No. of Teeth	5M-9	5M-15	5M-25
		Pitch Circle Dia.	Pitch Circle Dia.			Pitch Circle Dia.	Pitch Circle Dia.	Pitch Circle Dia.
10-3MF	10	9.55	9.55	12-5MF	12	19.10	19.10	19.10
12-3MF	12	11.46	11.46	14-5MF	14	22.28	22.28	22.28
14-3MF	14	13.37	13.37	15-5MF	15	23.87	23.87	23.87
15-3MF	15	14.32	14.32	16-5MF	16	25.46	25.46	25.46
16-3MF	16	15.28	15.28	18-5MF	18	28.65	28.65	28.65
18-3MF	18	17.19	17.19	20-5MF	20	31.83	31.83	31.83
20-3MF	20	19.10	19.10	21-5MF	21	33.42	33.42	33.42
21-3MF	21	20.05	20.05	22-5MF	22	35.01	35.01	35.01
22-3MF	22	21.01	21.01	24-5MF	24	38.20	38.20	38.20
24-3MF	24	22.92	22.92	26-5MF	26	41.38	41.38	41.38
26-3MF	26	24.83	24.83	28-5MF	28	44.56	44.56	44.56
28-3MF	28	26.74	26.74	30-5MF	30	47.75	47.75	47.75
30-3MF	30	28.65	28.65	32-5MF	32	50.93	50.93	50.93
32-3MF	32	30.56	30.56	36-5MF	36	57.30	57.30	57.30
36-3MF	36	34.38	34.38	40-5MF	40	63.66	63.66	63.66
40-3MF	40	38.20	38.20	44-5M	44	70.03	70.03	70.03
44-3MF	44	42.02	42.02	48-5M	48	76.39	76.39	76.39
48-3M	48	45.84	45.84	60-5M	60	95.49	95.49	95.49
60-3M	60	57.30	57.30	72-5M	72	114.59	114.59	114.59
72-3M	72	68.75	68.75					

To Order: quote reference
HTDP[No. of Teeth]-[Belt Pitch-Width
Code]PB

Example: For the first pulley listed above -
Order Ref HTDP10-3M-9PB

Pulley sizes in ***Bold Italic*** are
non-flanged

Pulley Type	No. of Teeth	8M-20	8M-30	8M-50	8M-85	Pulley Type	No. of Teeth	14M-40	14M-55	14M-85	14M-115	14M-170
		Pitch Circle Dia.	Pitch Circle Dia.	Pitch Circle Dia.	Pitch Circle Dia.			Pitch Circle Dia.	Pitch Circle Dia.	Pitch Circle Dia.	Pitch Circle Dia.	Pitch Circle Dia.
22-8MF	22	56.02	56.02	56.02	56.02	28-14MF	28	124.78	124.78	124.78	124.78	124.78
24-8MF	24	61.12	61.12	61.12	61.12	30-14MF	30	133.69	133.69	133.69	133.69	133.69
26-8MF	26	66.21	66.21	66.21	66.21	32-14MF	32	142.60	142.60	142.60	142.60	142.60
28-8MF	28	71.30	71.30	71.30	71.30	34-14MF	34	151.52	151.52	151.52	151.52	151.52
30-8MF	30	76.39	76.39	76.39	76.39	36-14MF	36	160.43	160.43	160.43	160.43	160.43
32-8MF	32	81.49	81.49	81.49	81.49	38-14MF	38	169.34	169.34	169.34	169.34	169.34
34-8MF	34	86.58	86.58	86.58	86.58	40-14MF	40	178.25	178.25	178.25	178.25	178.25
36-8MF	36	91.67	91.67	91.67	91.67	44-14MF	44	196.08	196.08	196.08	196.08	196.08
38-8MF	38	96.77	96.77	96.77	96.77	48-14MF	48	213.90	213.90	213.90	213.90	213.90
40-8MF	40	101.86	101.86	101.86	101.86	56-14MF	56	249.55	249.55	249.55	249.55	249.55
44-8MF	44	112.05	112.05	112.05	112.05	64-14MF	64	285.21	285.21	285.21	285.21	285.21
48-8MF	48	122.23	122.23	122.23	122.23	72-14M	72	320.86	320.86	320.86	320.86	320.86
56-8MF	56	142.60	142.60	142.60	142.60	80-14M	80	356.51	356.51	356.51	356.51	356.51
64-8MF	64	162.97	162.97	162.97	162.97	90-14M	90	401.07	401.07	401.07	401.07	401.07
72-8MF	72	183.35	183.35	183.35	183.35	112-14M	112	499.11	499.11	499.11	499.11	499.11
80-8M	80	203.72	203.72	203.72	203.72	144-14M	144	641.71	641.71	641.71	641.71	641.71
90-8M	90	229.18	229.18	229.18	229.18	168-14M	168	748.66	748.66	748.66	748.66	748.66
112-8M	112	285.21	285.21	285.21	285.21	192-14M	192	855.62	855.62	855.62	855.62	855.62
144-8M	144	366.69	366.69	366.69	366.69							
168-8M	168	427.81	427.81	427.81	427.81							
192-8M	192	488.92	488.92	488.92	488.92							

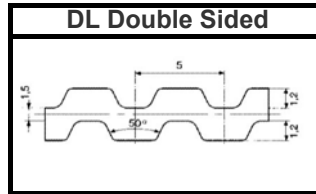
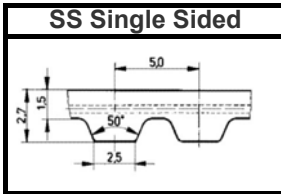


5mm Pitch (5M)		8mm Pitch (8M)				
Width	15mm	Width	20mm	30mm	50mm	85mm
No. of Teeth	5M Bush	No. of Teeth	8M-20 Bush	8M-30 Bush	8M-50 Bush	8M-85 Bush
34	1008	22	1008	1008		
36	1108	24	1108	1108		
38	1108	26	1108	1108		
40	1108	28	1108	1210	1210	
44	1108	30	1108	1615	1615	
48	1210	32	1610	1615	1615	
56	1210	34	1610	1615	1615	1615
64	1210	36	1610	1615	1615	1615
72	1610	38	1610	1615	1615	1615
80	1610	40	1610	1615	2012	2012
90*	1610	44	2012	2012	2012	2012
112*	1610	48	2012	2012	2012	2517
136*	2012	56	2012	2012	2517	2517
		64	2012	2517	2517	2517
		72	2012	2517	2517	3020
		80*	2012	2517	3020	3020
		90*	2012	2517	3020	3020
		112*		2517	3020	3020
		144*		2517	3020	3525
		168*			3525	3525
		192*			3525	3525

To Order: quote reference
HTDP[No. of Teeth]-[Belt Pitch-Width
Code]
Example: For the first pulley listed
above - Order Ref HTDP34-5M-15

Pulley sizes marked * are non-
flanged

14mm Pitch (14M)					
Width	40mm	55mm	85mm	115mm	170mm
No. of Teeth	14M-40 Bush	14M-55 Bush	14M-85 Bush	14M-115 Bush	14M-170 Bush
28	2012	2012	2517	2517	
30	2012	2517	2517	2517	
32	2012	2517	2517	2517	
34	2517	2517	2517	2517	
36	2517	2517	3020	3020	
38	2517	2517	3020	3020	3030
40	2517	2517	3020	3020	3030
44	3020	3020	3030	3030	3535
48	3020	3020	3030	3030	3535
56	3020	3020	3525	3535	
64	3020	3020	3525	3535	
72*	3020	3020	3525	3535	
80*	3020	3020	3525	3535	4040
90*	3020	3020	3525	3535	4040
112*	3020	3020	3525	3535	5050
144*	3020	3020	3525	4040	5050
168*	3020	3020	3525	4040	5050
192*	3020	3020	4040	4040	
216*	3020	3525	4040	4040	



TECHNICAL DATA SUMMARY	
Potential Capacity	15kW
Maximum Speed	40000 rpm
Maximum Linear Speed	80 m/s
Allowable Tensile Load F_{zul}	700N/10mm of belt width
Weight Per Meter	0.032kg/10mm of belt width



Standard Belt and Pulley Widths	
Standard belt widths b	10 12 16 20 25 32 50 75
Pulley face width B	15 17 21 25 30 37 55 80
Stock pulley width B_N	21 27 36

Profile/ length	No. of Teeth Z	Synchroflex		Breco M / V		Brecoflex	
		SS	DL	SS	DL	SS	DL
AT5/ 225	45	•				■	
AT5/ 255	51	•				■	
AT5/ 260	52	•					
AT5/ 280	56	•				■	
AT5/ 300	60	•					
AT5/ 305	61					■	
AT5/ 330	66	•					
AT5/ 340	68	•				■	
AT5/ 375	75	•					
AT5/ 390	78	•				■	
AT5/ 420	84	•				■	
AT5/ 450	90	•					
AT5/ 455	91	•				■	
AT5/ 480	96	•					
AT5/ 500	100	•				■	
AT5/ 525	105	•					
AT5/ 545	109	•				■	
AT5/ 600	120	•					
AT5/ 610	122	•				■	
AT5/ 620	124	•					
AT5/ 630	126	•					
AT5/ 660	132	•				■	
AT5/ 670	134	•					
AT5/ 710	142	•				■	
AT5/ 720	144	•					
AT5/ 750	150	•				■	
AT5/ 780	156	•				■	
AT5/ 825	165	•					
AT5/ 840	168					■	
AT5/ 855	171					■	
AT5/ 860	172	•					
AT5/ 900	180	•					
AT5/ 975	195	•					
AT5/ 990	198					■	
AT5/ 1020	204					■	
AT5/ 1050	210	•					

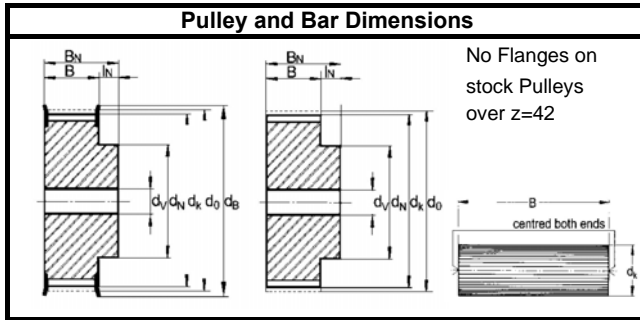
Any joined length available in pitch multiples from 600mm.
Minimum quantities apply to belts of 6, 8 or 10mm width

Profile/ length	No. of Teeth Z	Synchroflex		Breco M / V		Brecoflex	
		SS	DL	SS	DL	SS	DL
AT5/ 1075	215					■	■
AT5/ 1100	220					■	■
AT5/ 1125	225	•					
AT5/ 1215	243					■	■
AT5/ 1380	276					■	■
AT5/ 1400	280					■	■
AT5/ 1500	300	•				■	■
AT5/ 1600	320					■	■
AT5/ 1700	340					■	■
AT5/ 1750	350	•					
AT5/ 1800	360					■	■
AT5/ 1900	380					■	■
AT5/ 2000	400	•				■	■
AT5/ 2120	424					■	■
AT5/ 2240	448					■	■
AT5/ 2360	472					■	■
AT5/ 2500	500					■	■
AT5/ 2650	530					■	■
AT5/ 2800	560					■	■
AT5/ 3000	600					■	■
AT5/ 3150	630					■	■
AT5/ 3350	670					■	■
AT5/ 3550	710					■	■
AT5/ 3750	750					■	■
AT5/ 4000	800					■	■
AT5/ 4250	850					■	■
AT5/ 4500	900					■	■
AT5/ 4750	950					■	■
AT5/ 5000	1000					■	■
AT5/ 5300	1060					■	■
AT5/ 5600	1120					■	■
AT5/ 6000	1200					■	■
AT5/ 6300	1260					■	■
AT5/ 6700	1340					■	■
AT5/ 7100	1420					■	■
AT5/ 7500	1500					■	■

Belt Order Code Example

Width	Profile	Length	Ordering Code
12	AT5	225	12AT5/225
20	AT5	2000	20AT5/2000

- FLEX=endless, M=open length, V=joined
- Standard belt length, normally held in stock
- Standard belt length, only available to special order
- * Intermediate lengths available between 1050-15000mm only available to special order. Min quantity will apply



Reverse Bending		
Min roller and pulley Ø:	Zmin	Ø min
Standard cord	20	60
E tension cord	20	50
Reinforced cord	25	70
PAR backing	25	60

Normal Use		
Min roller and pulley Ø:	Zmin	Ø min
Standard cord	15	25
E tension cord	12	18
Reinforced cord	24	60
PAR backing	25	60

Pulley Width B _N		Z no.	d ₀	d _k	d _B *	d _N	bore size			
21	27	36	Bar	teeth	(mm)	(mm)	(mm)	(mm)	d _v	d _{max}
•	•	•		12	19.10	17.90	23	12†	4	6
				13	20.69	19.49	25			7
•	•	•		14	22.28	21.10	26	14	4	8
•	•	•		15	23.87	22.65	28	16	6	10
•	•	•		16	25.46	24.24	30	18	6	12
				17	27.06	25.84	31			14
•	•	•		18	28.65	27.43	33	20	6	16
•	•	•		19	30.24	29.02	34	22	6	16
•	•	•		20	31.89	30.61	36	24†	6	18
				21	33.42	32.20	37			20
•	•	•		22	35.01	33.79	39	24†	6	22
				23	36.61	35.39	40			24
•	•	•		24	38.20	36.98	42	26	6	24
•	•	•		25	39.79	38.57	43	26	6	25
•	•	•		26	41.38	40.16	45	26	6	25
•	•	•		27	42.97	41.75	47	30	8	27
•	•	•		28	44.56	43.34	48	32	8	29
				29	46.15	44.93	50			31
•	•	•		30	47.75	46.53	51	34	8	33
				31	49.34	48.12	53			35
•	•	•		32	50.93	49.71	55	38	8	37
				33	52.52	51.30	56			39
				34	54.11	52.89	58			39
				35	55.70	54.48	59			40
•	•	•		36	57.30	56.08	61	38	8	42
				37	58.89	57.67	62			43
				38	60.48	59.26	64			45
				39	62.07	60.85	66			45
•	•	•		40	63.66	62.44	67	40	8	47
				41	65.25	64.03	69			48
•	•	•		42	66.85	65.63	70	40	8	50
				43	68.44	67.22	72			52
•	•	•		44	70.03	68.81	74	50†	8	52
				45	71.62	70.40	75			54
				46	73.21	71.99	77			56
				47	74.80	73.58	78			58

Pulley Width B _N		Z no.	d ₀	d _k	d _B *	d _N	bore size			
21	27	36	Bar	teeth	(mm)	(mm)	(mm)	(mm)	d _v	d _{max}
•	•	•		48	76.39	75.17	80	50	8	60
				49	77.99	76.77	82			60
				50	79.58	78.36	83			60
				51	81.17	79.95	85			62
				52	82.76	81.54	86			64
				53	84.35	83.13	88			66
				54	85.94	84.72	90			66
				55	87.54	86.32	91			68
				56	89.13	87.91	93			70
				57	90.72	89.50	94			72
				58	92.31	91.09	96			74
				59	93.90	92.68	97			74
•	•	•		60	95.49	97.27	99	65	8	76
				61	97.08	95.86	101			79
				62	98.68	97.46	102			80
				63	100.27	99.05	104			82
				64	101.86	100.60	105			82
				65	103.45	102.23	107			84
				66	105.04	103.82	109			86
				67	106.63	105.41	110			88
				68	108.23	107.01	112			90
				69	109.82	108.60	113			90
				70	111.41	110.19	115			90
				71	113.00	111.78	117			92
•	•	•		72	114.59	113.37	118	80	8	94
				73	116.18	114.96	120			96
				74	117.77	116.55	121			96
				75	119.37	118.15	123			98
				76	120.96	119.74	125			100
				77	122.55	121.33	126			102
				78	124.14	122.92	128			104
				79	125.73	124.51	129			104
				80	127.32	126.10	131			106
				81	128.92	127.70	133			108
				82	130.51	129.29	134			110
				83	132.10	130.88	136			110

For Pulleys with 84-109 teeth turn to page 6

• Available from stock in Aluminium. Preferred sizes shaded red.

Non Stock sizes available to order

Pulley Order Code Example

Pulley	Width	Type	Teeth	Flanges	Order Code
AL	27	AT5	15	2	AL27AT5/15.2

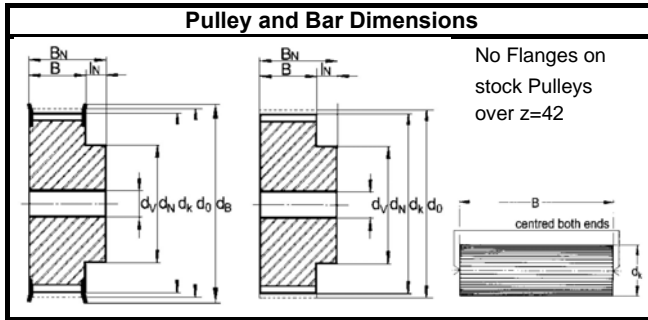
d₀ = Pitch circle diameter

d_k = Outside diameter

d_N = Hub Diameter († variable)

d_v/d_{max} = Stock Pulley bore diameter / max. bore

d_B = Flange diameter (*approximate)



Reverse Bending		
	Min roller and pulley Ø:	Zmin Ø min
	Standard cord	20 60
	E tension cord	20 50
	Reinforced cord	25 70
	PAR backing	25 60

Normal Use		
	Min roller and pulley Ø:	Zmin Ø min
	Standard cord	15 25
	E tension cord	12 18
	Reinforced cord	24 60
	PAR backing	25 60

Pulley Width B _N		Z no.	d ₀	d _k	d _B *	d _N	bore size		
21	27	36	Bar	teeth	(mm)	(mm)	(mm)	d _v	d _{max}
				84	133.69	132.47	137		112
				85	135.28	134.06	139		114
				86	136.87	135.65	140		116
				87	138.46	137.24	142		119
				88	140.06	138.84	144		119
				89	141.65	140.43	145		120
				90	143.24	142.02	147		120
				91	144.83	143.61	148		122
				92	146.42	145.20	150		124
				93	148.01	146.79	152		126
				94	149.61	148.39	153		126
				95	151.20	149.98	155		129
				96	152.79	151.57	156		130
				97	154.38	153.16	158		130
				98	155.97	154.75	160		132
				99	157.56	156.34	161		132
				100	159.15	157.93	163		134
				101	160.75	159.53	164		136
				102	162.34	161.12	166		139
				103	163.93	162.71	168		140
				104	165.52	164.30	169		140
				105	167.11	165.89	171		140
				106	168.70	167.48	172		142
				107	170.30	169.08	174		146
				108	171.89	170.67	176		146
				109	173.48	172.26	177		148

• Available from stock in Aluminium. Preferred sizes shaded red.

Non Stock sizes available to order

Pulley Order Code Example

Pulley	Width	Type	Teeth	Flanges	Order Code
AL	27	AT5	15	2	AL27AT5/15.2

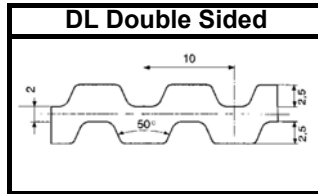
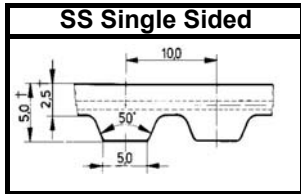
d₀ = Pitch circle diameter

d_k = Outside diameter

d_N = Hub Diameter († variable)

d_v/d_{max} = Stock Pulley bore diameter / max. bore

d_B = Flange diameter (*approximate)



† 4.5mm and 2mm on Breco belts



TECHNICAL DATA SUMMARY	
Potential Capacity	70kW
Maximum Speed	15000 rpm
Maximum Linear Speed	60 m/s
Allowable Tensile Load F_{zul}	1400N/10mm of belt width
Weight Per Meter	0.063kg/10mm of belt width

Standard Belt and Pulley Widths	
Standard belt widths b	16 25 32 50 75 100 150
Pulley face width B	21 30 37 56 81 106 156
Stock pulley width B_N	31 40 47 66

Profile/ length	No. of Teeth Z	Synchroflex		Breco M / V		Brecoflex	
		SS	DL	SS	DL	SS	DL
AT10/ 400	40					■	
AT10/ 500	50	●				■	
AT10/ 530	53					■	
AT10/ 560	56	●				■	
AT10/ 580	58	●					
AT10/ 600	60	●					
AT10/ 610	61	●				■	
AT10/ 630	63					■	
AT10/ 660	66	●				■	
AT10/ 700	70	●				■	
AT10/ 720	72					■	
AT10/ 730	73	●					
AT10/ 780	78	●				■	
AT10/ 800	80	●					
AT10/ 810	81					■	
AT10/ 840	84	●				■	
AT10/ 880	88					■	
AT10/ 890	89	●				■	
AT10/ 920	92	●				■	
AT10/ 960	96	●				■	
AT10/ 970	97					■	
AT10/ 980	98	●				■	
AT10/ 1000	100	●					
AT10/ 1010	101	●				■	
AT10/ 1050	105	●				■	
AT10/ 1080	108	●				■	
AT10/ 1100	110	●					
AT10/ 1150	115	●				■	■
AT10/ 1200	120	●					
AT10/ 1210	121	●				■	■
AT10/ 1240	124					■	■
AT10/ 1250	125	●					
AT10/ 1280	128	●					
AT10/ 1300	130	●					
AT10/ 1320	132	●				■	■
AT10/ 1350	135	●					
AT10/ 1360	136	●					

Any joined length available in pitch multiples from 700mm.
Minimum quantities apply to belts of 10, 12 or 16mm width

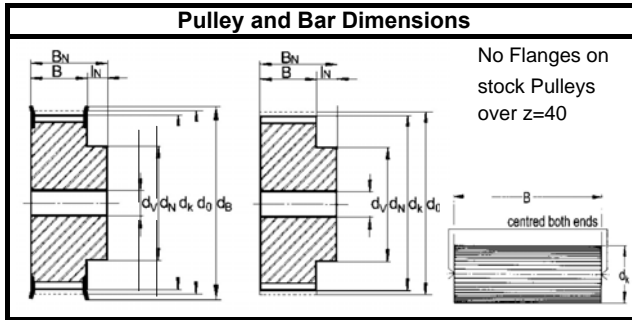
Profile/ length	No. of Teeth Z	Synchroflex		Breco M / V		Brecoflex	
		SS	DL	SS	DL	SS	DL
AT10/ 1400	140	●				■	■
AT10/ 1480	148	●					
AT10/ 1500	150	●				■	■
AT10/ 1600	160	●				■	■
AT10/ 1700	170	●				■	■
AT10/ 1720	172	●					
AT10/ 1800	180	●				■	■
AT10/ 1860	186	●					
AT10/ 1900	190					■	■
AT10/ 1940	194	●					
AT10/ 2000	200					■	■
AT10/ 2120	212					■	■
AT10/ 2240	224					■	■
AT10/ 2360	236					■	■
AT10/ 2500	250					■	■
AT10/ 2650	265					■	■
AT10/ 2800	280					■	■
AT10/ 3000	300					■	■
AT10/ 3150	315					■	■
AT10/ 3350	335					■	■
AT10/ 3550	355					■	■
AT10/ 3750	375					■	■
AT10/ 4000	400					■	■
AT10/ 4250	425					■	■
AT10/ 4500	450					■	■
AT10/ 4750	475					■	■
AT10/ 5000	500					■	■
AT10/ 5300	530					■	■
AT10/ 5600	560					■	■
AT10/ 6000	600					■	■
AT10/ 6300	630					■	■
AT10/ 6700	670					■	■
AT10/ 7100	710					■	■
AT10/ 7500	750					■	■
AT10/ 8000	800					■	■
AT10/ 9000	900					■	■

Belt Order Code Example

Width	Profile	Length	Ordering Code
16	AT10	400	16AT10/400
75	AT10	9000	75AT10/9000

FLEX=endless, M=open length, V=joined

- Standard belt length, normally held in stock
- Standard belt length, only available to special order
- * Intermediate lengths available between 1050-22000mm only available to special order. Min quantity will apply



Reverse Bending	
Min roller and pulley Ø:	Zmin Ø min
Standard cord	25 120
E tension cord	20 80
Reinforced cord	24 80
PAR backing	25 120

Normal Use	
Min roller and pulley Ø:	Zmin Ø min
Standard cord	15 50
E tension cord	12 50
Reinforced cord	24 120
PAR backing	25 80

Pulley Width B _N	Z no.	d ₀	d _k	d _B *	d _N	bore size	
31 40 47 66	Bar teeth	(mm)	(mm)	(mm)	(mm)	d _v	d _{max}
	12	38.20	36.43	42			24
	13	41.38	39.61	44			26
	14	44.56	42.79	48			30
• • •	15	47.75	45.98	51	32	8	34
• •	16	50.93	49.10	55	35	8	36
	17	54.11	52.30	58			40
• • • •	18	57.30	55.45	61	40	8	44
• • • •	19	60.48	58.65	64	44	8	46
• • • •	20	63.66	61.80	67	46	8	50
	21	66.85	65.00	70			52
• • • •	22	70.03	68.20	74	50†	8	56
	23	73.21	71.40	76			60
• • • •	24	76.39	74.55	80	58	8	62
• • • •	25	79.58	77.75	82	60	8	66
• • • •	26	82.76	80.90	86	60	8	68
• • • •	27	85.94	84.10	90	60	8	72
• • • •	28	89.13	87.30	93	60	8	74
	29	92.31	90.45	96			78
• • • •	30	98.49	93.65	99	60	8	82
	31	98.68	96.85	102			84
• • • •	32	101.86	100.00	105	65	10	88
	33	105.04	103.20	109			88
	34	108.23	106.40	112			92
	35	111.41	109.60	115			96
• • • •	36	114.59	112.75	118	70	10	98
	37	117.77	115.95	121			101
	38	120.96	119.10	125			104
	39	124.14	122.30	128			106
• • • •	40	127.32	125.50	131	80	10	110
	41	130.51	128.70	134			110
	42	133.69	131.85	137			112
	43	136.87	135.05	140			114
• • • •	44	140.06	138.20	144	90†	16	118
	45	143.24	141.40	147			120
	46	146.42	144.60	150			122
	47	149.61	147.80	153			122

Pulley Width B _N	Z no.	d ₀	d _k	d _B *	d _N	bore size	
31 40 47 66	Bar teeth	(mm)	(mm)	(mm)	(mm)	d _v	d _{max}
• • • •	48	152.79	150.95	156	95	16	124
	49	155.97	154.15	160			126
	50	159.15	157.30	162			130
	51	162.34	160.50	166			134
	52	165.52	163.70	169			136
	53	168.70	166.85	172			140
	54	171.89	170.05	176			144
	55	175.07	173.25	178			146
	56	178.25	176.40	182			150
	57	181.44	179.60	185			152
	58	184.62	182.80	188			156
	59	187.80	185.95	191			160
• • • •	60	190.99	189.15	195	110	16	162
	61	194.17	192.35	198			164
	62	197.35	195.50	201			166
	63	200.54	198.70	204			170
	64	203.72	201.90	207			171
	65	206.90	205.05	210			174
	66	210.08	208.25	214			175
	67	213.27	211.45	217			177
	68	216.45	214.60	220			181
	69	219.63	217.80	223			185
	70	222.82	221.00	226			187
	71	226.00	224.15	230			191
	72	229.18	227.35	232			193
	73	232.37	230.55	236			197
	74	235.55	233.70	239			201
	75	238.73	236.90	242			203
	76	241.92	240.10	245			207
	77	245.10	243.25	248			209
	78	248.28	246.45	252			213
	79	251.46	249.60	255			215
	80	254.65	252.80	258			219
	81	257.83	256.00	261			223
	82	261.01	259.20	265			225
	83	264.20	262.35	268			229

For pulleys with 84-109 teeth turn to page 9

• Available from stock in Aluminium. Preferred sizes shaded red.

Non Stock sizes available to order

Pulley Order Code Example

Pulley	Width	Type	Teeth	Flanges	Order Code
AL	31	AT10	15	2	AL31AT10/15.2

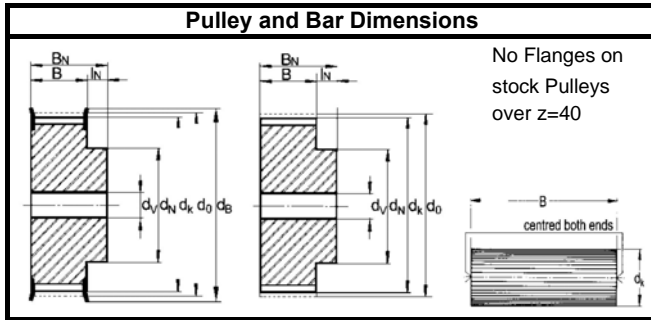
d₀ = Pitch circle diameter

d_k = Outside diameter

d_N = Hub Diameter († variable)

d_v/d_{max} = Stock Pulley bore diameter / max. bore

d_B = Flange diameter (*approximate)



Reverse Bending			
	Min roller and pulley Ø: Zmin	Ø min	
	Standard cord	25	120
	E tension cord	20	80
	Reinforced cord	24	80
	PAR backing	25	120

Normal Use			
	Min roller and pulley Ø: Zmin	Ø min	
	Standard cord	15	50
	E tension cord	12	50
	Reinforced cord	24	120
	PAR backing	25	80

Pulley Width B _N	Z no.	d ₀	d _k	d _B *	d _N	bore size
31 40 47 66 Bar	teeth	(mm)	(mm)	(mm)	(mm)	d _v d _{max}
	84	267.38	265.55	271		231
	85	270.56	268.70	274		235
	86	273.75	271.90	277		239
	87	276.93	275.10	280		241
	88	280.11	278.25	284		245
	89	283.30	281.45	287		247
	90	286.48	284.65	290		251
	91	289.66	287.80	293		255
	92	292.85	291.00	296		257
	93	296.03	294.20	300		261
	94	299.32	297.35	302		263
	95	302.39	300.55	306		267
	96	305.58	303.75	309		269
	97	308.76	306.90	312		273
	98	311.94	310.10	315		279
	99	315.13	313.30	318		283
	100	318.31	316.45	322		285
	101	321.49	319.65	325		289
	102	324.68	322.80	328		293
	103	327.86	326.00	332		295
	104	331.04	329.20	335		299
	105	334.23	332.35	338		301
	106	337.41	335.55	341		305
	107	340.59	338.75	344		309
	108	343.77	341.98	347		311
	109	346.96	345.10	351		315

• Available from stock in Aluminium. Preferred sizes shaded red.

Non Stock sizes available to order

Pulley Order Code Example

Pulley	Width	Type	Teeth	Flanges	Order Code
AL	31	AT10	15	<u>2</u>	AL31AT10/15.2

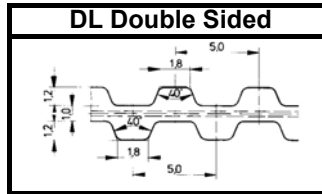
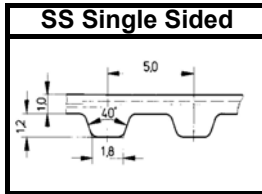
d₀ = Pitch circle diameter

d_k = Outside diameter

d_N = Hub Diameter († variable)

d_v/d_{max} = Stock Pulley bore diameter / max. bore

d_B = Flange diameter (*approximate)



TECHNICAL DATA SUMMARY	
Potential Capacity	5kW
Maximum Speed	40000 rpm
Maximum Linear Speed	80 m/s
Allowable Tensile Load F_{zul}	350N/10mm of belt width
Weight Per Meter	0.024kg/10mm of belt width



Standard Belt and Pulley Widths	
Standard belt widths b	6 10 12 16 20 25 32 50 75
Pulley face width B	11 15 17 21 25 30 37 55 80
Stock pulley width B_N	21 27 36

Profile/length	No. of Teeth Z	Sychroflex		Breco M / V		Brecoflex	
		SS	DL	SS	DL	SS	DL
T5/ 100	20	•					
T5/ 150	30	•	•				
T5/ 165	33	•					
T5/ 180	36	•					
T5/ 185	37	•					
T5/ 200	40	•				■	
T5/ 210	42	•				■	
T5/ 215	43	•				■	
T5/ 220	44	•				■	
T5/ 225	45	•				■	
T5/ 240	48	•				■	
T5/ 245	49	•				■	
T5/ 250	50	•				■	
T5/ 255	51	•				■	
T5/ 260	52	•	•			■	
T5/ 270	54	•				■	
T5/ 280	56	•				■	
T5/ 295	59	•				■	
T5/ 300	60	•	•			■	
T5/ 305	61	•				■	
T5/ 330	66	•				■	
T5/ 340	68	•				■	
T5/ 355	71	•				■	
T5/ 365	73	•				■	
T5/ 370	74	•				■	
T5/ 390	78	•				■	
T5/ 400	80	•				■	
T5/ 410	82	•	•			■	
T5/ 420	84	•				■	
T5/ 435	87	•				■	
T5/ 455	91	•				■	
T5/ 460	92	•	•			■	
T5/ 480	96	•				■	

Profile/length	No. of Teeth Z	Sychroflex		Breco M / V		Brecoflex	
		SS	DL	SS	DL	SS	DL
T5/ 500	100	•					■
T5/ 505	101	•					■
T5/ 510	102	•					■
T5/ 515	103		•				■
T5/ 525	105	•	•				■
T5/ 545	109	•					■
T5/ 550	110	•					■
T5/ 560	112	•					■
T5/ 575	115	•					■
T5/ 590	118	•	•				■
T5/ 610	122	•					■
T5/ 620	124	•	•				■
T5/ 625	125		•				■
T5/ 630	126	•					■
T5/ 650	130	•					■
T5/ 660	132						■
T5/ 690	138	•					■
T5/ 700	140	•					■
T5/ 720	144	•					■
T5/ 725	145	•					■
T5/ 750	150	•	•				■
T5/ 755	151						■
T5/ 765	153	•					■
T5/ 780	156	•					■
T5/ 800	160	•					■
T5/ 815	163	•	•				■
T5/ 840	168	•					■
T5/ 860	172		•				■
T5/ 900	180	•					■
T5/ 920	184	•					■
T5/ 925	185	•					■
T5/ 940	188	•	•				■
T5/ 945	189						■
T5/ 990	198	•					■
T5/ 1040	208						■
T5/ 1075	215	•					■

Any joined length available in pitch multiples from 500mm.
Minimum quantities apply to belts of 6, 8, 10, 12 or 16mm width
Minimum length 650mm
minimum quantity as per SS

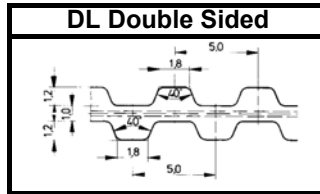
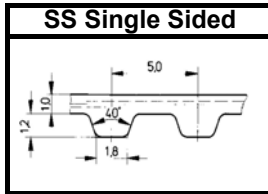
Belt Order Code Example

Width	Profile	Length	Ordering Code
6	T5	225	6 T5/225
20	T5	2000	20 T5/2000

For belts with 220-1500 teeth turn to page 11

FLEX=endless, M=open length, V=joined

- Standard belt length, normally held in stock
- Standard belt length, only available to special order
- * Intermediate lengths available between 1050-15000mm only available to special order. Min quantity will apply



TECHNICAL DATA SUMMARY	
Potential Capacity	5kW
Maximum Speed	40000 rpm
Maximum Linear Speed	80 m/s
Allowable Tensile Load F_{zul}	350N/10mm of belt width
Weight Per Meter	0.024kg/10mm of belt width



Standard Belt and Pulley Widths	
Standard belt widths b	6 10 12 16 20 25 32 50 75
Pulley face width B	11 15 17 21 25 30 37 55 80
Stock pulley width B_N	21 27 36

Profile/ length	No. of Teeth Z	Sychroflex		Breco M / V		Brecoflex	
		SS	DL	SS	DL	SS	DL
T5/ 1100	220	•	•			■	■
T5/ 1160	232	•					
T5/ 1215	243	•				■	■
T5/ 1315	263	•					
T5/ 1325	265		•				
T5/ 1380	276	•				■	■
T5/ 1400	280					■	■
T5/ 1500	300	•				■	■
T5/ 1600	320					■	■
T5/ 1700	340					■	■
T5/ 1800	360					■	■
T5/ 1900	380					■	■
T5/ 2000	400					■	■
T5/ 2120	424					■	■
T5/ 2240	448					■	■
T5/ 2360	472					■	■
T5/ 2500	500					■	■
T5/ 2650	530					■	■
T5/ 2800	560					■	■
T5/ 3000	600					■	■
T5/ 3150	630					■	■
T5/ 3350	670					■	■
T5/ 3550	710					■	■
T5/ 3750	750					■	■
T5/ 4000	800					■	■
T5/ 4250	850					■	■
T5/ 4500	900					■	■
T5/ 4750	950					■	■
T5/ 5000	1000					■	■
T5/ 5300	1060					■	■
T5/ 5600	1120					■	■
T5/ 6000	1200					■	■
T5/ 6300	1260					■	■
T5/ 6700	1340					■	■
T5/ 7100	1420					■	■
T5/ 7500	1500					■	■

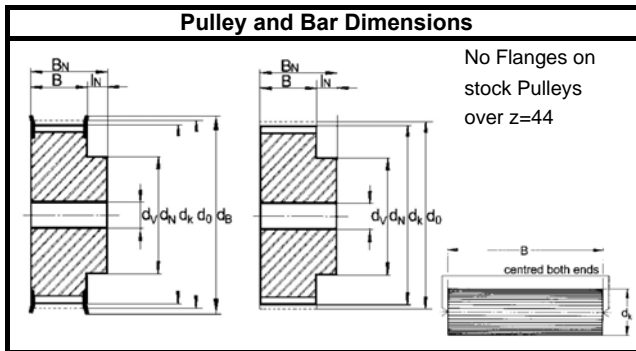
Any joined length available in pitch multiples from 500mm.
 Minimum quantities apply to belts of 6, 8, 10, 12 or 16mm width
 Minimum length 650mm
 minimum quantity as per SS

Belt Order Code Example

Width	Profile	Length	Ordering Code
6	T5	225	6T5/225
20	T5	2000	20T5/2000

FLEX=endless, M=open length, V=joined

- Standard belt length, normally held in stock
- Standard belt length, only available to special order
- * Intermediate lengths available between 1050-15000mm only available to special order. Min quantity will apply



Pulley Width B _N			Z no.	d ₀	d _k	d _B *	d _N	bore size		
21	27	36	Bar teeth	(mm)	(mm)	(mm)	(mm)	d _v	d _{max}	
•	•	•	125	10	15.92	15.05	20	8	-	6
			125	11	17.51	16.65	22			6
•	•	•	125	12	19.10	18.25	23	12†	-	6
			125	13	20.69	19.85	25			8
•	•	•	132	14	22.28	21.45	26	14	-	8
•	•	•	132	15	23.87	23.05	28	16	6	10
•	•	•	140	16	25.46	24.60	30	18	6	12
			140	17	27.06	26.20	31			14
•	•	•	140	18	28.67	27.80	33	20	6	16
•	•	•	140	19	30.24	29.40	34	22	6	16
•	•	•	140	20	31.83	31.00	36	24†	6	18
			160	21	33.42	32.60	37			20
•	•	•	160	22	35.01	34.15	39	24	6	22
			160	23	36.61	35.75	40			24
•	•	•	160	24	38.20	37.35	42	26	6	24
•	•	•	160	25	39.79	38.95	43	26	6	25
•	•	•	160	26	41.38	40.55	45	26	6	25
•	•	•	160	27	42.97	42.15	47	30	8	27
•	•	•	160	28	44.56	43.75	48	32	8	29
			160	29	46.15	45.30	50			31
•	•	•	160	30	47.75	46.90	51	34	8	33
				31	49.34	48.50	53			35
•	•	•	160	32	50.93	50.10	55	38	8	37
				33	52.52	51.70	56			39
			160	34	54.11	53.30	58			39
			160	35	55.70	54.85	59			40
•	•	•	160	36	57.30	56.45	61	38	8	42
				37	58.89	58.05	62			43
			160	38	60.48	59.65	64			45
				39	62.07	61.25	66			45
•	•	•	160	40	63.66	62.85	67	40	8	47
				41	65.25	64.40	69			48
•	•	•	160	42	66.85	66.00	70	40	8	50
				43	68.44	67.60	72			52
•	•	•	160	44	70.03	69.20	74	45	8	52

Reverse Bending										
		Min roller and pulley Ø:		Zmin	Ø min					
		Standard cord		15	30					
		E tension cord		12	18					
		Reinforced cord		*	*					
		PAR backing		25	40					
* Please consult our sales department										
Normal Use										
		Min roller and pulley Ø:		Zmin	Ø min					
		Standard cord		10	30					
		E tension cord		10	18					
		Reinforced cord		*	*					
		PAR backing		25	40					
* Please consult our sales department										
Pulley Width B _N Z no. d ₀ d _k d _B * d _N bore size										
21	27	36	Bar teeth	(mm)	(mm)	(mm)	(mm)	d _v	d _{max}	
			160	45	71.62	70.80	75		54	
			160	46	73.21	72.40	77		56	
				47	74.80	73.95	78		58	
•	•	•	160	48	76.39	75.55	80	50	8	60
				49	77.99	77.15	82		60	
			160	50	79.58	78.75	83		60	
				51	81.17	80.35	85		62	
				52	82.76	81.95	86		64	
				53	84.35	83.55	88		66	
				54	85.94	85.10	90		66	
				55	87.54	86.70	91		68	
				56	89.13	88.30	93		70	
				57	90.72	89.90	94		72	
				58	92.31	91.50	96		74	
				59	93.90	93.10	97		74	
•	•	•	160	60	95.49	94.65	99	65	8	76
				61	97.08	96.25	101		79	
				62	98.68	97.85	102		80	
				63	100.27	99.45	104		82	
				64	101.86	101.05	105		82	
				65	103.45	102.65	107		84	
				66	105.04	104.20	109		86	
				67	106.63	105.80	110		88	
				68	108.23	107.40	112		90	
				69	109.82	109.00	113		90	
				70	111.41	110.60	115		90	
				71	113.00	112.20	117		92	
			160	72	114.59	113.75	118		94	
				73	116.18	115.35	120		96	
				74	117.77	116.95	121		96	
				75	119.37	118.55	123		98	
				76	120.96	120.15	125		100	
				77	122.55	121.75	126		102	
				78	124.14	123.35	128		104	
				79	125.73	124.90	129		104	

For pulleys with 82-107 teeth turn to page 13

d₀ = Pitch circle diameter

d_k = Outside diameter

d_N = Hub Diameter († variable)

d_v/d_{max} = Stock Pulley bore diameter / max. bore

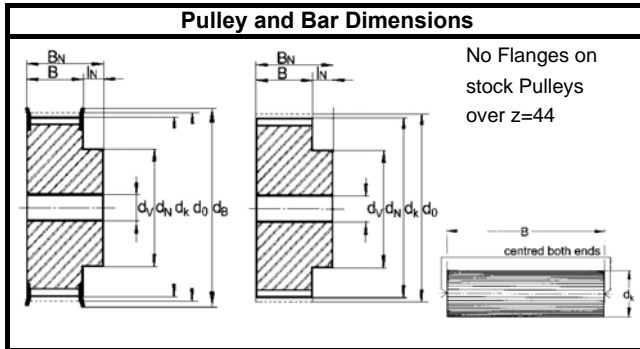
d_B = Flange diameter (*approximate)

• Available from stock in Aluminium. Preferred sizes shaded red.

Non Stock sizes available to order

Pulley Order Code Example

Pulley	Width	Type	Teeth	Flanges	Order Code
AL	27	T5	15	2	AL27T5/15.2



Pulley Width B _N		Z no.	d ₀	d _k	d _B *	d _N	bore size		
21	27	36	Bar	teeth	(mm)	(mm)	(mm)	d _v	d _{max}
				80	127.32	126.50	131		106
				81	128.92	128.10	133		108
				82	130.51	129.70	134		110
				83	132.10	131.30	136		110
				84	133.69	132.90	137		112
				85	135.28	134.45	139		114
				86	136.87	136.05	140		116
				87	138.46	137.65	142		119
				88	140.06	139.25	144		119
				89	141.65	140.85	145		120
				90	143.24	142.45	147		120
				91	144.83	144.00	148		122
				92	146.42	145.60	150		124
				93	148.01	147.20	152		126
				94	149.61	148.80	153		126
				95	151.20	150.40	155		129
				96	152.79	152.00	156		130
				97	154.38	153.55	158		130
				98	155.97	155.15	160		132
				99	157.56	156.75	161		132
				100	159.15	158.35	163		134
				101	160.75	159.95	164		136
				102	162.34	161.55	166		139
				103	163.93	163.15	168		140
				104	165.52	164.70	169		140
				105	167.11	166.30	171		140
				106	168.70	167.90	172		142
				107	170.30	169.50	174		146

Reverse Bending		
	Min roller and pulley Ø:	Zmin Ø min
	Standard cord	15 30
	E tension cord	12 18
	Reinforced cord	* *
	PAR backing	25 40
* Please consult our sales department		
Normal Use		
	Min roller and pulley Ø:	Zmin Ø min
	Standard cord	10 30
	E tension cord	10 18
	Reinforced cord	* *
	PAR backing	25 40
* Please consult our sales department		

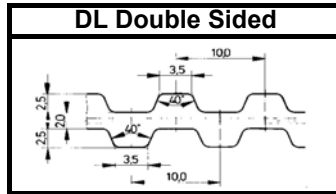
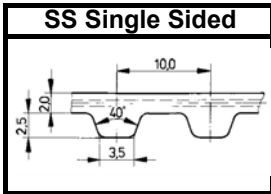
• Available from stock in Aluminium. Preferred sizes shaded red.

Non Stock sizes available to order

Pulley Order Code Example

Pulley	Width	Type	Teeth	Flanges	Order Code
AL	27	T5	15	2	AL27T5/15.2

d₀ = Pitch circle diameter
d_k = Outside diameter
d_N = Hub Diameter († variable)
d_v/d_{max} = Stock Pulley bore diameter / max. bore
d_B = Flange diameter (*approximate)



TECHNICAL DATA SUMMARY	
Potential Capacity	30kW
Maximum Speed	15000 rpm
Maximum Linear Speed	60 m/s
Allowable Tensile Load F_{zul}	720N/10mm of belt width
Wiegth Per Meter	0.048kg/10mm of belt width



Standard Belt and Pulley Widths	
Standard belt widths b	12 16 20 25 32 50 75 100 150
Pulley face width B	17 21 25 30 37 56 81 106 156
Stock pulley width B_N	31 40 47 66

Profile/ length	No. of Teeth Z	Synchroflex		Breco M / V		Brecoflex	
		SS	DL	SS	DL	SS	DL
T10/ 260	26	•	•				
T10/ 320	32						
T10/ 370	37	•					
T10/ 410	41	•					
T10/ 440	44	•					
T10/ 500	50	•				■	
T10/ 530	53	•	•			■	
T10/ 560	56	•				■	
T10/ 600	60	•				■	
T10/ 610	61	•				■	
T10/ 630	63	•	•			■	
T10/ 660	66	•	•			■	
T10/ 680	68	•				■	
T10/ 690	69	•				■	
T10/ 700	70	•				■	
T10/ 720	72	•	•			■	
T10/ 730	73	•				■	
T10/ 750	75	•				■	
T10/ 760	76	•				■	
T10/ 780	78	•				■	
T10/ 810	81	•				■	
T10/ 840	84	•	•			■	
T10/ 850	85	•				■	
T10/ 880	88	•				■	
T10/ 890	89	•				■	
T10/ 920	92	•				■	
T10/ 960	96	•				■	
T10/ 970	97	•				■	
T10/ 980	98	•	•			■	
T10/ 990	99	•				■	
T10/ 1010	101	•				■	
T10/ 1080	108	•				■	■
T10/ 1110	111	•				■	■
T10/ 1140	114	•				■	■
T10/ 1150	115	•				■	■
T10/ 1210	121	•	•			■	■

Any joined length available in pitch multiples from 480mm
Minimum quantities apply to belts of 10, 12 or 16mm width

Any joined length available in pitch multiples from 800mm
Minimum quantities apply to belts of 10, 12 or 16mm width

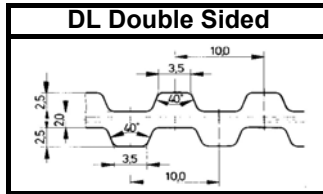
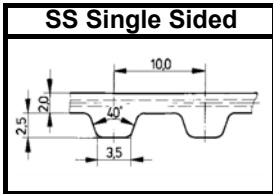
Profile length	No. of Teeth Z	Synchroflex		Breco M / V		Brecoflex	
		SS	DL	SS	DL	SS	DL
T10/ 1240	124	•	•			■	■
T10/ 1250	125	•	•			■	■
T10/ 1300	130	•					
T10/ 1320	132	•	•			■	■
T10/ 1350	135	•	•			■	■
T10/ 1390	139	•				■	■
T10/ 1400	140	•				■	■
T10/ 1420	142	•	•			■	■
T10/ 1450	145	•					
T10/ 1460	146	•				■	■
T10/ 1500	150	•				■	■
T10/ 1560	156	•				■	■
T10/ 1610	161	•	•			■	■
T10/ 1750	175	•				■	■
T10/ 1780	178	•				■	■
T10/ 1880	188	•	•			■	■
T10/ 1960	196	•				■	■
T10/ 2250	225	•				■	■
T10/ 2360	236					■	■
T10/ 2500	250					■	■
T10/ 2650	265					■	■
T10/ 2800	280					■	■
T10/ 3000	300					■	■
T10/ 3100	310	•				■	■
T10/ 3150	315					■	■
T10/ 3350	335					■	■
T10/ 3750	375					■	■
T10/ 4000	400					■	■
T10/ 4250	425					■	■
T10/ 4500	450					■	■
T10/ 4750	475					■	■
T10/ 4780	478	•	•			■	■
T10/ 5000	500					■	■
T10/ 5300	530					■	■
T10/ 5600	560					■	■
T10/ 6000	600					■	■

For Belts with 630-900 teeth turn to page 15

Belt Order Code Example

Width	Profile	Length	Ordering Code
12	T10	260	12T10/260
150	T10	6000	150T10/6000

- FLEX=endless, M=open length, V=joined
- Standard belt length, normally held in stock
 - Standard belt length, only available to special order
 - * Intermediate lengths available between 1050-22000mm only available to special order. Min quantity will apply



TECHNICAL DATA SUMMARY	
Potential Capacity	30kW
Maximum Speed	15000 rpm
Maximum Linear Speed	60 m/s
Allowable Tensile Load F_{zul}	720N/10mm of belt width
Wieght Per Meter	0.048kg/10mm of belt width



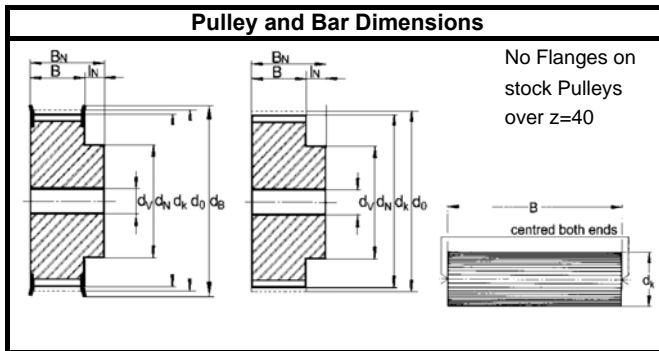
Standard Belt and Pulley Widths	
Standard belt widths b	12 16 20 25 32 50 75 100 150
Pulley face width B	17 21 25 30 37 56 81 106 156
Stock pulley width B_N	31 40 47 66

Profile/ length	No. of Teeth Z	Synchroflex		Breco M / V		Brecoflex	
		SS	DL	SS	DL	SS	DL
T10/ 6300	630			↑	↑	■	■
T10/ 6700	670			↑	↑	■	■
T10/ 7100	710			↑	↑	■	■
T10/ 7500	750			↑	↑	■	■
T10/ 8000	800			↑	↑	■	■
T10/ 9000	900			↓	↓	■	■

Belt Order Code Example

Width	Profile	Length	Ordering Code
12	T10	260	12T10/260
150	T10	6000	150T10/6000

- FLEX=endless, M=open length, V=joined
- Standard belt length, normally held in stock
- Standard belt length, only available to special order
- * Intermediate lengths available between 1050-22000mm only available to special order. Min quantity will apply



Reverse Bending		
	Min roller and pulley Ø:	Zmin Ø min
	Standard cord	20 60
	E tension cord	15 50
	Reinforced cord	* *
	PAR backing	25 80
* Please consult our sales department		

Normal Use		
	Min roller and pulley Ø:	Zmin Ø min
	Standard cord	12 60
	E tension cord	12 50
	Reinforced cord	* *
	PAR backing	25 80
* Please consult our sales department		

Pulley Width B _N		Z no.	d ₀	d _k	d _B *	d _N	bore size					
31	40	47	66	Bar	teeth	(mm)	(mm)	(mm)	d _v	d _{max}		
• •					140	12	38.20	36.35	42	28	6	24
					140	13	41.38	39.55	45			26
• •					160	14	44.56	42.70	48	32	8	30
• •					160	15	47.75	45.90	51	32	8	34
• •					160	16	50.93	49.10	55	35	8	36
					160	17	54.11	52.25	58			40
• • • •					160	18	57.30	55.45	61	40	8	44
• • • •					160	19	60.48	58.65	64	44	8	46
• • • •					160	20	63.66	61.80	67	46	8	50
					160	21	66.85	65.00	70			52
• • • •					160	22	70.03	68.20	74	52	8	56
					160	23	73.21	71.35	76			60
• • • •					160	24	76.39	74.55	80	58	8	62
• • • •					160	25	79.58	77.75	82	60	8	66
• • • •					160	26	82.76	80.90	86	60	8	68
• • • •					160	27	85.94	84.10	90	60	8	72
• • • •					160	28	89.13	87.25	93	60	8	76
					160	29	92.31	90.45	96			78
• • • •					160	30	95.49	93.65	99	60	8	82
					160	31	98.68	96.80	102			84
• • • •					160	32	101.86	100.00	105	65	10	88
					160	33	105.04	103.20	109			88
					160	34	108.23	106.35	112			92
• • • •					160	35	111.41	109.55	115			96
• • • •					160	36	114.59	112.75	118	70	10	98
					160	37	117.77	115.90	121			101
					160	38	120.96	119.10	125			104
					160	39	124.14	122.30	128			106
• • • •					160	40	127.32	125.45	131	80	10	110
					160	41	130.51	128.65	134			110
					160	42	133.69	131.85	137			112
					160	43	136.87	135.00	140			114
• • • •					160	44	140.06	138.20	144	88	16	118
					160	45	143.24	141.40	147			120
					160	46	146.42	144.55	150			122

Pulley Width B _N		Z no.	d ₀	d _k	d _B *	d _N	bore size					
31	40	47	66	Bar	teeth	(mm)	(mm)	(mm)	d _v	d _{max}		
					47	149.61	147.75	153			122	
• • • •					160	48	152.79	150.95	156	95	16	124
					49	155.97	154.10	160			126	
					50	159.15	157.30	162			130	
					51	162.34	160.50	166			134	
					52	165.52	163.65	169			136	
					53	168.70	166.85	172			140	
					54	171.89	170.05	176			144	
					55	175.07	173.20	178			146	
					56	178.25	176.40	182			150	
					57	181.44	179.60	185			152	
					58	184.62	182.75	188			156	
					59	187.80	185.95	191			160	
• • • •					160	60	190.99	189.15	195	110	16	162
					61	194.17	192.30	198			164	
					62	197.35	195.50	201			166	
					63	200.54	198.70	204			170	
					64	203.72	201.85	207			171	
					65	206.90	205.05	210			174	
					66	210.08	208.25	214			175	
					67	213.27	211.40	217			177	
					68	216.45	214.60	220			181	
					69	219.63	217.80	223			185	
					70	222.82	220.95	226			187	
					71	226.00	224.15	230			191	
					160	72	229.18	227.35	232			193
					73	232.37	230.50	236			197	
					74	235.55	233.70	239			201	
					75	238.73	236.90	242			203	
					76	241.92	240.05	245			207	
					77	245.10	243.25	248			209	
					78	248.28	246.40	252			213	
					79	251.46	249.60	255			215	
					80	254.65	252.80	258			219	
					81	257.83	255.95	261			223	

• Available from stock in Aluminium. Preferred sizes shaded red.

Non Stock sizes available to order

Pulley Order Code Example

Pulley	Width	Type	Teeth	Flanges	Order Code
AL	31	T10	15	2	AL31T10/15.2

For pulleys with 84-109 teeth turn to page 17

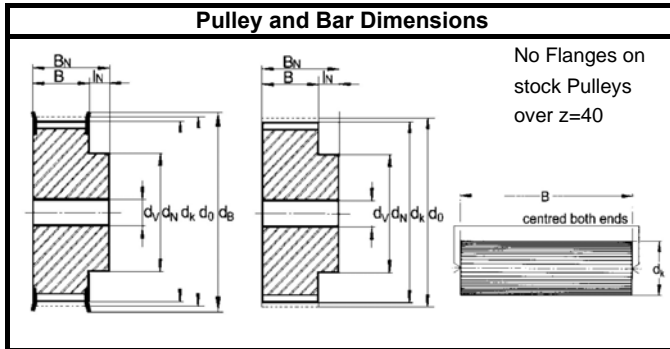
d₀ = Pitch circle diameter

d_k = Outside diameter

d_N = Hub Diameter († variable)

d_v/d_{max} = Stock Pulley bore diameter / max. bore

d_B = Flange diameter (*approximate)



Reverse Bending			
	Min roller and pulley Ø:	Zmin	Ø min
	Standard cord	20	60
	E tension cord	15	50
	Reinforced cord	*	*
	PAR backing	25	80
* Please consult our sales department			
Normal Use			
	Min roller and pulley Ø:	Zmin	Ø min
	Standard cord	12	60
	E tension cord	12	50
	Reinforced cord	*	*
	PAR backing	25	80
* Please consult our sales department			

Pulley Width B _N		Z no.	d ₀	d _k	d _B *	d _N	bore size	
31	40						47	66
		82	261.01	259.15	265			225
		83	264.20	262.35	268			229
		84	267.38	265.50	271			231
		85	270.56	268.70	274			235
		86	273.75	271.90	277			239
		87	276.93	275.05	280			241
		88	280.11	278.25	284			245
		89	283.30	281.45	287			247
		90	286.48	284.60	290			251
		91	289.66	287.80	293			255
		92	292.85	291.00	296			257
		93	296.03	294.15	300			261
		94	299.21	297.35	302			263
		95	302.39	300.55	306			267
		96	305.58	303.70	309			269
		97	308.76	306.90	312			273
		98	311.94	310.10	315			279
		99	315.13	313.25	318			283
		100	318.31	316.45	322			285
		101	321.49	319.65	325			289
		102	324.68	322.80	328			293
		103	327.86	326.00	332			295
		104	331.04	329.20	335			299
		105	334.23	322.35	338			301
		106	337.41	335.55	341			305
		107	340.59	338.75	344			309
		108	343.77	341.90	347			311
		109	346.96	345.10	351			315

• Available from stock in Aluminium. Preferred sizes shaded red.

Non Stock sizes available to order

Pulley Order Code Example

Pulley	Width	Type	Teeth	Flanges	Order Code
AL	31	T10	15	<u>2</u>	AL31T10/15.2

d₀ = Pitch circle diameter
d_k = Outside diameter
d_N = Hub Diameter († variable)
d_v/d_{max} = Stock Pulley bore diameter / max. bore
d_B = Flange diameter (*approximate)

**Wrapped Construction
Vee Belts**



Z Section: 10mm x 6mm

Inside Length Li (ins)	Inside Length Li (ins)	Inside Length Li (ins)
Z26	Z41.5	Z56
Z26.5	Z42	Z56.5
Z27	Z42.25	Z57
Z27.5	Z42.5	Z57.5
Z28	Z43	Z58
Z28.5	Z43.25	Z59
Z29	Z43.5	Z60
Z29.5	Z44	Z61
Z30	Z44.5	Z62
Z30.5	Z45	Z63
Z31	Z45.5	Z64
Z31.5	Z46	Z65
Z32	Z46.5	Z66
Z32.5	Z47	Z67
Z33	Z47.5	Z68
Z33.5	Z48	Z69
Z34	Z48.5	Z70
Z34.5	Z49	Z71
Z35	Z49.5	Z72
Z35.5	Z50	Z73
Z36	Z50.5	Z74
Z36.5	Z51	Z75
Z37	Z51.5	Z78
Z37.5	Z52	Z79
Z38	Z52.5	Z82
Z38.5	Z53	Z73.5
Z39	Z53.5	Z88
Z39.5	Z54	Z90.5
Z40	Z54.5	Z93
Z40.5	Z55	Z98
Z41	Z55.5	

A Section: 13mm x 8mm

Inside Length Li (ins)	Inside Length Li (ins)	Inside Length Li (ins)
A34.5	A62	A103
A35	A63	A104
A35.5	A64	A105
A36	A65	A106
A36.5	A66	A107
A37	A67	A108
A37.5	A68	A109
A38	A69	A110
A38.5	A70	A112
A39	A71	A113
A39.5	A72	A114
A40	A73	A115
A40.5	A74	A116
A41	A75	A118
A41.5	A76	A120
A42	A77	A122
A42.5	A78	A124
A43	A79	A126
A43.5	A80	A128
A44	A81	A130
A45	A82	A132
A45.5	A83	A134
A46	A83.5	A136
A46.7	A84	A138
A47	A85	A140
A47.5	A86	A144
A48	A87	A148
A48.5	A88	A150
A48.7	A89	A153
A49	A90	A155
A50	A91	A158
A51	A92	A162
A52	A93	A135
A53	A94	A167
A54	A95	A170
A55	A96	A173
A56	A97	A176
A57	A98	A177
A58	A99	A180
A59	A100	A185
A60	A101	A187
A61	A102	A190



B Section: 17mm x 11mm

Inside Length Li (ins)	Inside Length Li (ins)	Inside Length Li (ins)	Inside Length Li (ins)	Inside Length Li (ins)	Inside Length Li (ins)	Inside Length Li (ins)	Inside Length Li (ins)
B22.5	B48	B91	B151	B35.5	B68	B114	B208
B23	B48.5	B92	B152	B36	B69	B115	B210
B24	B59	B93	B154	B36.5	B70	B116	B211
B25	B50	B94	B155	B37	B71	B117	B216
B25.5	B51	B94.5	B156	B37.5	B72	B118	B220
B26	B52	B95	B158	B38	B73	B120	B224
B26.5	B52.5	B96	B162	B38.5	B74	B122	B225
B27	B53	B96.5	B164	B39	B75	B124	B226
B28	B53.5	B97	B165	B39.5	B76	B125	B232
B28.5	B54	B98	B167	B40	B77	B126	B236
B29	B55	B99	B170	B40.5	B78	B128	B238
B29.5	B56	B100	B173	B41	B79	B130	B240
B30	B57	B101	B175	B41.4	B80	B132	B248
B30.5	B58	B102	B177	B42	B81	B133	B258
B31	B59	B103	B180	B42.5	B82	B134	B260
B31.5	B60	B104	B185	B43	B83	B135	B264
B32	B61	B105	B187	B43.5	B83.5	B136	B268
B32.5	B62	B106	B190	B44	B84	B138	B272
B33	B63	B107	B193	B45	B85	B140	B276
B33.5	B64	B108	B195	B45.5	B86	B142	B280
B34	B65	B109	B197	B46	B87	B144	B295
B34.5	B66	B112	B200	B46.5	B88	B146	B300
B35.5	B67	B113	B204	B47	B89	B148	B315
				B47.5	B90	B150	



C Section: 22mm x 14mm

Inside Length Li (ins)	Inside Length Li (ins)	Inside Length Li (ins)	Inside Length Li (ins)
C38	C80	C124	C210
C39	C81	C125	C216
C40	C82	C126	C220
C41	C83	C128	C222
C43	C84	C130	C224
C44	C85	C132	C225
C45	C86	C134	C228
C47	C87	C136	C236
C48	C88	C138	C238
C49	C89	C140	C240
C50	C90	C142	C248
C51	C91	C144	C250
C52	C92	C146	C256
C53	C93	C148	C258
C54	C94	C150	C264
C55	C95	C152	C268
C56	C96	C154	C270
C57	C97	C155	C276
C58	C98	C156	C280
C59	C99	C158	C293
C60	C100	C160	C295
C61	C101	C162	C300
C62	C102	C164	C315
C63	C103	C166	C330
C64	C104	C167	C335
C65	C105	C168	C354
C66	C106	C173	C358
C67	C108	C175	C360
C68	C110	C177	C368
C69	C111	C180	C382

Inside Length Li (ins)	Inside Length Li (ins)	Inside Length Li (ins)	Inside Length Li (ins)
C70	C112	C183	C390
C71	C113	C185	C420
C72	C114	C187	C434
C73	C115	C190	C473
C74	C116	C195	C492
C75	C117	C197	C512
C76	C118	C200	C550
C77	C120	C202	C590
C78	C122	C204	
C79	C123	C208	

D Section: 32mm x 20mm

Inside Length Li (ins)	Inside Length Li (ins)	Inside Length Li (ins)	Inside Length Li (ins)
D79	D144	D210	D330
D86	D148	D214	D335
D88	D150	D216	D354
D90	D155	D220	D358
D93	D158	D225	D360
D95	D162	D228	D374
D98	D163	D236	D384
D102	D167	D238	D390
D104	D168	D240	D394
D105	D173	D248	D418
D110	D177	D256	D420
D115	D180	D264	D440
D118	D182	D268	D480
D120	D187	D270	D492
D124	D190	D280	D540
D126	D195	D285	D550
D128	D197	D295	D630
D132	D200	D298	D660
D135	D204	D300	
D140	D209	D315	



SPZ / 3V Section: 9.7mm x 8mm

Pitch Length Lp (mm)	Pitch Length Lp (mm)	Pitch Length Lp (mm)	Pitch Length Lp (mm)
SPZ 487	SPZ 912	SPZ 1300	SPZ 1862
SPZ 512	SPZ 925	SPZ 1312	SPZ 1887
SPZ 562	SPZ 937	SPZ 1320	SPZ 1900
SPZ 587	SPZ 950	SPZ 1337	SPZ 1937
SPZ 612	SPZ 962	SPZ 1362	SPZ 1987
SPZ 630	SPZ 987	SPZ 1387	SPZ 2000
SPZ 637	SPZ 1000	SPZ 1400	SPZ 2037
SPZ 662	SPZ 1012	SPZ 1412	SPZ 2087
SPZ 670	SPZ 1024	SPZ 1420	SPZ 2120
SPZ 687	SPZ 1037	SPZ 1437	SPZ 2137
SPZ 710	SPZ 1047	SPZ 1462	SPZ 2160
SPZ 722	SPZ 1060	SPZ 1487	SPZ 2187
SPZ 737	SPZ 1080	SPZ 1500	SPZ 2240
SPZ 750	SPZ 1087	SPZ 1512	SPZ 2287
SPZ 762	SPZ 1112	SPZ 1537	SPZ 2360
SPZ 772	SPZ 1120	SPZ 1562	SPZ 2437
SPZ 787	SPZ 1137	SPZ 1587	SPZ 2487
SPZ 800	SPZ 1162	SPZ 1600	SPZ 2500
SPZ 812	SPZ 1180	SPZ 1612	SPZ 2650
SPZ 825	SPZ 1187	SPZ 1637	SPZ 2737
SPZ 837	SPZ 1200	SPZ 1662	SPZ 2800
SPZ 850	SPZ 1212	SPZ 1687	SPZ 2900
SPZ 862	SPZ 1237	SPZ 1700	SPZ 3000
SPZ 875	SPZ 1250	SPZ 1737	SPZ 3150
SPZ 887	SPZ 1262	SPZ 1800	SPZ 3350
SPZ 900	SPZ 1287	SPZ 1837	SPZ 3550

SPA Section: 12.7mm x 10mm

Pitch Length Lp (mm)	Pitch Length Lp (mm)	Pitch Length Lp (mm)	Pitch Length Lp (mm)
SPA 732	SPA 1250	SPA 1757	SPA 2432
SPA 757	SPA 1257	SPA 1782	SPA 2482
SPA 782	SPA 1272	SPA 1800	SPA 2500
SPA 800	SPA 1282	SPA 1832	SPA 2532
SPA 807	SPA 1307	SPA 1857	SPA 2582
SPA 832	SPA 1320	SPA 1882	SPA 2607
SPA 850	SPA 1332	SPA 1900	SPA 2632
SPA 857	SPA 1357	SPA 1907	SPA 2650
SPA 882	SPA 1367	SPA 1932	SPA 2682
SPA 900	SPA 1382	SPA 1957	SPA 2732
SPA 907	SPA 1400	SPA 1982	SPA 2773
SPA 932	SPA 1407	SPA 2000	SPA 2782
SPA 950	SPA 1432	SPA 2032	SPA 2800
SPA 957	SPA 1457	SPA 2057	SPA 2882
SPA 967	SPA 1482	SPA 2082	SPA 2932
SPA 982	SPA 1500	SPA 2120	SPA 3000
SPA 1000	SPA 1507	SPA 2132	SPA 3150
SPA 1007	SPA 1532	SPA 2182	SPA 3182
SPA 1032	SPA 1557	SPA 2207	SPA 3282
SPA 1060	SPA 1582	SPA 2232	SPA 3350
SPA 1082	SPA 1600	SPA 2240	SPA 3482
SPA 1107	SPA 1607	SPA 2260	SPA 3550
SPA 1120	SPA 1632	SPA 2282	SPA 3650
SPA 1132	SPA 1657	SPA 2300	SPA 3750
SPA 1157	SPA 1682	SPA 2307	SPA 3870
SPA 1180	SPA 1700	SPA 2332	SPA 4000
SPA 1207	SPA 1707	SPA 2360	SPA 4250
SPA 1232	SPA 1732	SPA 2382	SPA 4500

SPB / 5V Section: 16.3mm x 13mm

Pitch Length Lp (mm)	Pitch Length Lp (mm)	Pitch Length Lp (mm)	Pitch Length Lp (mm)
SPB 1250	SPB 2180	SPB 3238	SPB 4750
SPB 1320	SPB 2240	SPB 3250	SPB 5000
SPB 1400	SPB 2300	SPB 3328	SPB 5300
SPB 1500	SPB 2360	SPB 3350	SPB 5500
SPB 1600	SPB 2430	SPB 3412	SPB 5600
SPB 1700	SPB 2473	SPB 3450	SPB 6000
SPB 1750	SPB 2500	SPB 3550	SPB 5300
SPB 1800	SPB 2580	SPB 3650	SPB 6700
SPB 1850	SPB 2650	SPB 3750	SPB 7100
SPB 1900	SPB 2720	SPB 3875	SPB 7500
SPB 1950	SPB 2800	SPB 4000	SPB 8000
SPB 2000	SPB 2900	SPB 4120	SPB 8500
SPB 2030	SPB 3000	SPB 4250	SPB 9000
SPB 2060	SPB 3070	SPB 4370	
SPB 2120	SPB 3150	SPB 4500	

SPC Section: 22mm x 18mm

Pitch Length Lp (mm)	Pitch Length Lp (mm)	Pitch Length Lp (mm)	Pitch Length Lp (mm)
SPC 2000	SPC 3500	SPC 5500	SPC 9500
SPC 2120	SPC 3550	SPC 5600	SPC 10000
SPC 2240	SPC 3750	SPC 6000	SPC 10600
SPC 2360	SPC 4000	SPC 6300	SPC 11200
SPC 2500	SPC 4100	SPC 6700	SPC 11800
SPC 2650	SPC 4250	SPC 7100	SPC 12500
SPC 2800	SPC 4500	SPC 7500	SPC 14000
SPC 3000	SPC 4750	SPC 8000	SPC
SPC 3150	SPC 5000	SPC 8500	SPC
SPC 3350	SPC 5300	SPC 9000	SPC



V Belts - Z Section: 10mm x 6mm

Inside Length Li (ins)	Inside Length Li (ins)	Inside Length Li (ins)	Inside Length Li (ins)
ZX23	ZX34	ZX46.5	ZX63
ZX24	ZX35	ZX57	ZX64
ZX25	ZX36	ZX58	ZX67
ZX26	ZX37	ZX48.5	ZX68
ZX27	ZX38	ZX49	ZX71
ZX28	ZX38.5	ZX52	ZX75
ZX29	ZX39	ZX54	ZX79
ZX29.5	ZX40	ZX55	ZX83.8
ZX30	ZX40.5	ZX56	ZX88
ZX31	ZX41.5	ZX57	ZX93
ZX31.5	ZX42	ZX58	ZX98
ZX32	ZX43	ZX59	
ZX33	ZX43.5	ZX61	
ZX33.5	ZX44	ZX62	

V Belts - 13A Section: 13mm x 8mm

Inside Length Li (ins)	Inside Length Li (ins)	Inside Length Li (ins)	Inside Length Li (ins)
AX23	AX34.5	AX47	AX64
AX23.5	AX35	AX47.5	AX67
AX24	AX35.5	AX48	AX68
AX25	AX36	AX48.5	AX70
AX26	AX37	AX49	AX71
AX26.5	AX37.5	AX50	AX72
AX27	AX38	AX51	AX73
AX27.5	AX38.5	AX52	AX75
AX28	AX39	AX53	AX77
AX29	AX40	AX54	AX79
AX29.5	AX41.5	AX55	AX82
AX30	AX42	AX56	AX83.5
AX31	AX42.5	AX57	AX86
AX31.5	AX43	AX58	AX87
AX32	AX44	AX59	AX88
AX32.5	AX45.5	AX61	AX91
AX33	AX46	AX62	AX92
AX34	AX46.5	AX63	AX93

V Belts - 17B Section: 17mm x 11mm

Inside Length Li (ins)	Inside Length Li (ins)	Inside Length Li (ins)	Inside Length Li (ins)
BX23	BX40	BX54	BX83.5
BX24	BX41	BX55	BX86
BX25	BX41.5	BX56	BX88
BX26	BX42	BX57	BX93
BX26.5	BX42.5	BX58	BX96.5
BX28	BX43	BX59	BX97
BX29	BX44	BX61	BX98
BX30	BX45	BX62	BX102
BX31	BX45.5	BX63	BX103
BX32	BX46	BX64	BX104
BX32.5	BX46.5	BX67	BX108
BX33	BX47	BX68	BX110
BX34	BX48	BX69	BX118
BX34.5	BX49	BX71	BX124
BX35	BX50	BX73	BX132
BX36	BX51	BX75	BX140
BX37	BX52	BX77	
BX38	BX52.5	BX79	
BX39	BX53	BX82	

V Belts - 22C Section: 22mm x 14mm

Inside Length Li (ins)	Inside Length Li (ins)	Inside Length Li (ins)	Inside Length Li (ins)
CX39	CX59	CX79	CX102
CX43	CX61	CX81	CX108
CX44	CX62	CX85	CX110
CX47	CX67	CX86	CX118
CX48	CX68	CX88	CX124
CX49	CX70	CX90	CX132
CX51	CX71	CX93	CX140
CX52	CX72	CX96	
CX55	CX76	CX98	



SPZ-X Section (9.7mm x 8mm) 3 Vee / X

Pitch Length Lp (mm)	Pitch Length Lp (mm)	Pitch Length Lp (mm)	Pitch Length Lp (mm)
SPZX587	SPZX887	SPZX1187	SPZX1537
SPZX612	SPZX900	SPZX1202	SPZX1587
SPZX630	SPZX912	SPZX1212	SPZX1600
SPZX637	SPZX925	SPZX1237	SPZX1662
SPZX662	SPZX937	SPZX1250	SPZX1700
SPZX670	SPZX950	SPZX1262	SPZX1762
SPZX687	SPZX962	SPZX1287	SPZX1800
SPZX710	SPZX987	SPZX1312	SPZX1900
SPZX722	SPZX1000	SPZX1320	SPZX2000
SPZX737	SPZX1012	SPZX1337	SPZX2120
SPZX750	SPZX1037	SPZX1362	SPZX2240
SPZX762	SPZX1047	SPZX1387	SPZX2360
SPZX787	SPZX1060	SPZX1400	SPZX2500
SPZX800	SPZX1087	SPZX1412	SPZX2650
SPZX812	SPZX1112	SPZX1437	SPZX2800
SPZX837	SPZX1120	SPZX1462	SPZX3000
SPZX850	SPZX1137	SPZX1487	SPZX3150
SPZX862	SPZX1162	SPZX1500	SPZX3350
SPZX875	SPZX1180	SPZX1512	SPZX3550

SPA-X Section (12.7mm x 10mm)

Pitch Length Lp (mm)	Pitch Length Lp (mm)	Pitch Length Lp (mm)	Pitch Length Lp (mm)
SPAX732	SPAX982	SPAX1307	SPAX1800
SPAX757	SPAX1000	SPAX1320	SPAX1900
SPAX782	SPAX1007	SPAX1332	SPAX2000
SPAX800	SPAX1060	SPAX1382	SPAX2120
SPAX807	SPAX1082	SPAX1400	SPAX2240
SPAX832	SPAX1107	SPAX1432	SPAX2300
SPAX850	SPAX1120	SPAX1482	SPAX2360
SPAX857	SPAX1132	SPAX1500	SPAX2500
SPAX882	SPAX1180	SPAX1507	SPAX2650
SPAX900	SPAX1207	SPAX1532	SPAX2800
SPAX907	SPAX1232	SPAX1600	SPAX3000
SPAX932	SPAX1250	SPAX1607	SPAX3150
SPAX950	SPAX1257	SPAX1700	SPAX3350
SPAX957	SPAX1272	SPAX1757	SPAX3550

SPB-X Section (16.3mm x 13mm)

Pitch Length Lp (mm)	Pitch Length Lp (mm)	Pitch Length Lp (mm)	Pitch Length Lp (mm)
SPBX1250	SPBX1700	SPBX2240	SPBX3000
SPBX1320	SPBX1800	SPBX2360	SPBX3150
SPBX1400	SPBX1900	SPBX2500	SPBX3350
SPBX1500	SPBX2000	SPBX2650	SPBX3550
SPBX1600	SPBX2120	SPBX2800	

SPC-X Section (22mm x 18mm)

Pitch Length Lp (mm)	Pitch Length Lp (mm)	Pitch Length Lp (mm)	Pitch Length Lp (mm)
SPCX2000	SPCX2360	SPCX2800	SPCX3350
SPCX2120	SPCX2500	SPCX3000	SPCX3550
SPCX2240	SPCX2650	SPCX3150	



J Section

Belt Ref.	Pitch Length mm	Belt Ref.	Pitch Length mm	Belt Ref.	Pitch Length mm	Belt Ref.	Pitch Length mm
140J	356	260J	660	450J	1150	630J	1600
150J	381	280J	711	460J	1168	650J	1651
160J	406	300J	762	480J	1222	690J	1752
170J	432	320J	813	490J	1244	770J	1956
180J	457	340J	864	500J	1270	785J	1992
190J	483	360J	914	520J	1321	820J	2083
200J	508	380J	960	540J	1372	870J	2210
220J	559	400J	1016	550J	1397	920J	2337
230J	584	415J	1059	580J	1473	980J	2489
240J	610	430J	1092	610J	1549		

L Section

Belt Ref.	Pitch Length mm	Belt Ref.	Pitch Length mm	Belt Ref.	Pitch Length mm	Belt Ref.	Pitch Length mm
470L	1194	710L	1803	975L	2477	1375L	3492
500L	1270	725L	1842	990L	2515	1455L	3696
525L	1334	765L	1943	1065L	2705	1595L	4051
540L	1372	780L	1981	1080L	2743	1650L	4191
550L	1397	795L	2020	1120L	2845	1760L	4470
560L	1422	815L	2070	1140L	2895	1820L	4820
565L	1435	825L	2096	1150L	2921	1980L	4980
615L	1562	840L	2134	1180L	2997	2120L	4385
635L	1613	865L	2197	1215L	3085	2400L	6096
655L	1664	880L	2235	1230L	3124		
675L	1715	915L	2324	1295L	32893		
695L	1765	930L	2362	1310L	3327		



SPZ - Section

This is NOT a comprehensive list.
Please enquire for other sizes.

Pitch Diameter	No. of Grooves	Bush Number	Approx Weight (Kg)	Pitch Diameter	No. of Grooves	Bush Number	Approx Weight	Pitch Diameter	No. of Grooves	Bush Number	Approx Weight		
50	1	1008	0.35	125	1	1610	1.36	224	1	2012	4.64		
	2	1008	0.42		2	1610	1.71		2	2012	5.26		
56	1	1008	0.44		3	2012	2.03		3	2012	6.60		
	2	1108	0.49		4	2012	2.35		4	2012	7.71		
60	1	1008	0.29		5	2012	2.67		5	2517	8.33		
	2	1108	0.61		6	2517	2.82		6	2517	8.94		
63	1	1108	0.27	132	1	1610	1.52	250	8	2517	13.38		
	2	1108	0.31		2	1610	1.97		1	3020	3.90		
	3	1108	0.32		3	2012	2.36		2	2012	4.87		
67	1	1108	0.33		4	2012	2.70		3	2012	5.85		
	2	1108	0.38		5	2517	2.98		4	2012	7.69		
	3	1108	0.50		6	2517	3.32		5	2517	8.69		
71	1	1108	0.37	140	1	1610	1.71	280	6	2517	9.69		
	2	1108	0.46		2	1610	2.27		8	2517	8.52		
	3	1108	0.62		3	2012	2.76		1	3020	4.32		
75	1	1108	0.42		4	2012	3.12		2	2012	5.45		
	2	1210	0.44		5	2517	3.55		3	2012	7.45		
	3	1210	0.57		6	2517	3.92		4	2517	8.60		
80	1	1210	0.53	150	8	2517	4.64	315	5	2517	9.77		
	2	1210	0.56		1	1610	1.97		6	2517	10.95		
	3	1210	0.74		2	2012	2.85		8	2517	13.70		
	4	1210	0.92		3	2012	3.29		1	3020	4.88		
85	1	1210	0.65		4	2517	3.92		2	2012	6.20		
	2	1610	0.53		5	2517	4.32		3	2012	8.39		
	3	1610	0.70		6	2517	4.71		4	2517	9.75		
	4	1610	0.87		8	2517	5.50		5	2517	11.13		
	5	1610	1.03	1	1610	2.24	6	2517	12.52				
90	1	1210	0.72	160	2	2012	2.33	355	1	2517	5.46		
	2	1610	0.66		3	2012	3.86		2	2012	6.99		
	3	1610	0.88		4	2517	4.71		3	2012	9.41		
	4	1610	1.09		5	2517	5.13		4	2517	10.99		
	5	1610	1.30		6	2517	5.56		5	2517	12.60		
95	1	1210	0.85		170	8	2517		6.40	400	6	2517	14.24
	2	1610	0.79			1	1610		2.54		8	3030	19.61
	3	1610	1.02			2	2012		3.84		1	2012	6.40
	4	1610	1.25	3		2012	4.46	2	2012		9.07		
	5	1610	1.48	4		2517	5.55	3	2517		10.92		
100	1	1210	0.93	5		2517	6.00	450	4		2517	12.81	
	2	1610	0.93	6		2517	6.45		5		2517	15.48	
	3	1610	1.17	1		1310	2.85		6		3030	19.26	
	4	1610	1.41	2	2012	4.38	8		3030	22.53			
	5	2012	1.29	3	2012	5.10	2		2517	10.13			
	6	2012	1.73	4	2517	6.43	3		2517	12.26			
106	1	1610	0.97	180	5	2517	6.92	500	4	3020	15.24		
	2	1610	1.10		6	2517	7.40		5	3020	17.42		
	3	1610	1.37		8	2517	8.37		6	3030	21.52		
	4	1610	1.65		1	1610	3.18		8	3535	29.49		
	5	2012	1.55		2	2012	4.96		2	2517	11.97		
	6	2012	2.05		3	2012	4.86		3	2517	14.98		
112	1	1610	1.08		190	4	2517		5.86	630	4	3020	20.19
	2	1610	1.28			5	2517		6.38		5	3030	22.14
	3	2012	1.47	6		2517	6.89	6	3030		27.15		
	4	2012	1.75	1		2012	3.78	3	2517		21.46		
	5	2012	2.03	2		2012	4.32	4	3030		28.37		
	6	2012	2.30	3		2012	5.34	5	3030		32.82		
118	1	1610	1.21	200	4	2517	6.38	800	6	3535	41.48		
	2	1610	1.47		5	2517	6.92		3	3020	31.68		
	3	2012	1.71		6	2517	7.47		4	3030	35.49		
	4	2012	2.00		8	3020	10.20		5	3535	49.70		
	5	2012	2.28						6	3535	55.97		
	6	2517	1.72										

Taper Bored V & Wedge Pulleys (Cast Iron)



SPA - Section

This is NOT a comprehensive list.
Please enquire for other sizes.

Pitch Diameter	No. of Grooves	Bush Number	Approx Weight (Kg)	Pitch Diameter	No. of Grooves	Bush Number	Approx Weight	Pitch Diameter	No. of Grooves	Bush Number	Approx Weight	
63	1	1108	0.61	132	1	1610	1.66	280	1	2012	7.34	
	2	1108	0.72		2	2012	2.15		2	2517	10.32	
67	1	1108	0.31		3	2012	2.52		3	2517	11.45	
	2	1108	0.44		4	2517	2.84		4	3020	14.52	
71	1	1108	0.37		5	2517	3.21		5	3535	19.72	
	2	1108	0.52		6	2517	3.59		6	3535	20.85	
	3	1108	0.68	140	1	1610	1.90	315	1	2012	5.61	
75	1	1108	0.43		2	2012	2.53		2	2517	8.19	
	2	1108	0.50		3	2517	3.00		3	3020	16.56	
	3	1108	0.68		4	2517	3.40		4	3020	17.85	
80	1	1210	0.51		5	2517	3.80		5	3535	23.20	
	2	1210	0.64		6	2517	4.21		6	3535	24.48	
	3	1210	0.88	150	1	1610	2.22	355	1	2012	6.40	
85	1	1210	0.62		2	2012	3.04		2	2517	9.26	
	2	1210	0.79		3	2517	3.72		3	3020	13.32	
	3	1210	1.09		4	2517	4.16		4	3020	15.34	
90	1	1210	0.71		5	2517	4.59		5	3535	22.32	
	2	1610	0.73		6	2517	5.03		6	3535	24.34	
	3	1610	0.96	160	1	1610	2.56	400	1	2012	7.33	
	4	1615	1.28		2	2012	3.23		2	2517	10.50	
95	1	1210	0.81		3	2517	4.51		3	3020	14.87	
	2	1610	0.86		4	2517	5.05		4	3020	17.24	
	3	1610	1.11		5	2517	5.58		5	3535	24.55	
	4	1615	1.83		6	2517	6.12		6	3535	26.93	
100	1	1610	0.81	170	1	1610	2.92	450	1	2012	8.26	
	2	1610	1.00		2	2012	3.57		2	2517	11.79	
	3	1610	1.26		3	2517	5.34		3	3020	16.53	
	4	1615	1.72		4	2517	5.91		4	3020	20.82	
	106	5	1615	1.98	180	1	1610		3.31	5	3535	25.47
		6	1615	2.24		2	2012		3.82	6	3535	29.73
1		1610	0.97	3		2517	6.21	500	1	2517	10.70	
2		1610	1.19	4		2517	6.83		2	2517	14.31	
3		1610	1.48	5		3020	6.85		3	3020	19.95	
4		2012	1.63	6		3020	7.46		4	3020	26.24	
5	2012	1.93	190	1	1610	3.72	5		3535	29.94		
6	2012	2.22		2	2012	4.18	6		3535	36.25		
112	1	1610		1.12	3	2517	7.14	560	2	3020	18.07	
	2	1610		1.37	4	2517	7.79		3	3020	22.26	
	3	2012	1.57	200	1	2012	3.93		4	3535	31.46	
	4	2012	1.87		2	2517	5.40		5	3535	35.84	
	5	2012	2.17		3	2517	6.58		6	3535	40.33	
	6	2012	2.47		4	3020	8.43		630	1	2517	15.11
118	1	1610	1.27		5	3020	9.12	2		3020	21.94	
	2	1610	1.56		6	3020	9.81	3		3020	26.90	
	3	2012	1.81	224	1	2012	4.88	4		3535	26.89	
	4	2012	2.12		2	2517	4.33	5		3535	42.07	
	5	2012	2.42		3	2517	7.80	6		4040	54.43	
	6	2012	2.72		4	3020	11.48	800	3	3535	44.07	
125	1	1610	1.46		5	3020	12.36		4	3535	51.21	
	2	1610	1.83		6	3020	13.24		5	4040	65.58	
	3	2012	2.18	250	1	2012	5.95		6	4040	72.97	
	4	2012	2.53		2	2517	8.41		1000	3	3535	89.20
	5	2012	2.88		3	2517	9.40			4	4040	75.76
	6	2012	3.23		4	3020	10.47	5		4545	91.63	
					5	3020	11.47	6		4545	101.45	
					6	3020	12.46					



SPB - Section

This is NOT a comprehensive list.
Please enquire for other sizes.

Pitch Diameter	No. of Grooves	Bush Number	Approx Weight (Kg)	Pitch Diameter	No. of Grooves	Bush Number	Approx Weight	Pitch Diameter	No. of Grooves	Bush Number	Approx Weight				
100	1	1610	0.80	212	1	2012	4.62	400	2	3020	15.17				
	2	1610	1.21		2	2517	8.78		3	3535	25.51				
	3	1610	1.63		3	2517	7.54		4	3535	28.79				
112	1	1610	1.14		4	3020	10.96		5	3535	32.10				
	2	1610	1.64		5	3020	12.20		6	3535	35.46				
	3	1610	2.17		6	3535	15.87	8	4040	44.32					
118	1	1610	1.32		8	3535	18.33	10	4040	50.20	450	2	3020	17.54	
	2	1610	1.86		224	1	2012	5.11	3	3535		28.44			
	3	1610	2.44	2		2517	6.87	4	3535	32.31					
125	1	1610	1.55	3		2517	8.18	5	3535	36.24					
	2	2012	2.08	4		3020	12.56	6	4040	46.04					
	3	2012	2.72	5		3020	13.87	8	4040	52.08					
	4	2012	3.35	6		3535	18.54	10	4545	65.62					
5	2012	3.65	8	3535		21.17	10	3535	23.79	500	2	3020	20.73		
132	1	1610	1.79	10		3535	23.79	1	2012		5.62	3	3535	32.60	
	2	2012	2.42	236		1	2012	5.62	2		2517	7.46	4	3535	37.60
	3	2012	3.10			2	2517	8.85	3		2517	8.85	5	3535	42.72
	4	2012	3.78		3	2517	8.85	4	3020		14.23	6	4040	53.69	
	5	2517	3.25		4	3020	14.23	5	3535	19.96	8	4040	62.03		
140	1	1610	2.09		5	3535	19.96	6	3535	21.36	10	4545	76.34		
	2	1610	2.83		6	3535	21.36	8	3535	24.14	560	2	3030	25.79	
	3	2010	3.56		8	3535	24.14	10	3535	26.93		3	3535	36.72	
	4	2517	4.02		250	1	2012	7.16	1	2012		7.16	4	3535	42.61
	5	2517	4.69			2	2517	9.01	2	2517		9.01	5	4040	54.47
	6	2517	5.35			3	3020	10.88	3	3020		10.88	6	4040	60.50
150	1	1610	2.48	4		3020	13.00	4	3020	13.00	8	4545	76.19		
	2	2012	3.37	5		3535	23.34	5	3535	23.34	10	4545	85.87		
	3	2517	4.17	6		3535	24.83	6	3535	24.83	630	2	3030	32.00	
	4	2517	4.97	8		3535	27.80	8	3535	27.80		3	3535	43.87	
	5	2517	5.77	10		3535	30.78	10	3535	30.78		4	3535	50.90	
	6	2517	6.56	280		1	2012	8.99	1	2012		8.99	5	4040	63.86
160	1	1610	2.90			2	2517	11.05	2	2517		11.05	6	4040	71.09
	2	2012	3.94		3	3020	13.11	3	3020	13.11	8	4545	88.38		
	3	2517	4.98		4	3020	15.82	4	3020	15.82	10	4545	99.79		
	4	2517	5.84		5	3535	23.47	5	3535	23.47	710	3	3535	51.18	
	5	2517	6.71		6	3535	25.16	6	3535	25.16		4	3535	59.85	
	6	3020	6.70		8	3535	28.54	8	3535	28.54		5	4040	74.42	
8	3020	8.42	10		3535	32.53	10	3535	32.53	6		4040	83.35		
170	1	1610	3.35		300	2	2517	12.52	2	2517		12.52	8	4545	103.31
	2	2012	4.56			3	3020	14.72	3	3020	14.72	10	4545	117.47	
	3	2517	5.84	4		3020	17.84	4	3020	17.84	800	3	3535	61.40	
	4	2517	6.77	5		3535	25.63	5	3535	25.63		4	4040	77.46	
	5	3020	6.91	6		3535	27.45	6	3535	27.45		5	4040	87.85	
	6	3020	7.84	8		3535	31.10	8	3535	31.10		6	4545	104.35	
	8	3030	12.01	315		1	2012	11.39	1	2012		11.39	8	4545	120.73
	180	1	1610			3.22	2	2517	13.68	2	2517	13.68	10	4545	137.32
2		2517	5.73			3	3020	15.78	3	3020	15.78	900	3	3535	70.82
3		2517	6.75			4	3535	25.49	4	3535	25.49		4	4040	88.56
4		2517	7.75		5	3535	27.32	5	3535	27.32	5		4545	106.71	
5		3020	8.04		6	3535	29.25	6	3535	29.25	6		4545	119.01	
6		3020	9.04		8	3535	33.10	8	3535	33.10	8		4545	138.00	
8		3030	13.72		10	3535	38.07	10	3535	38.07	10	5050	165.94		
190		1	2012		3.79	335	2	2517	15.31	2	2517	15.31	1000	3	4040
	2	2517	6.61		3		3020	17.75	3	3020	17.75	4		4040	105.18
	3	2517	7.72	4	3535		27.62	4	3535	27.62	5	4545		125.24	
	4	2517	8.78	5	3535		29.68	5	3535	29.68	6	4545		139.59	
	5	3020	9.24	6	3535		31.74	6	3535	31.74	8	5050		170.14	
	6	3020	10.30	8	3535		35.86	8	3535	35.86	10	5050	192.10		
	8	3030	15.52	10	4040		42.61	10	4040	42.61	1250	3	4040	126.07	
	200	1	2012	4.17	355		2	3020	12.60	2		3020	12.60	4	4545
2		2517	7.59	3			3020	45.43	3	3020		45.43	5	4545	169.71
3		2517	6.92	4			3535	29.96	4	3535		29.96	6	5050	197.90
4		3020	9.03	5		3535	27.39	5	3535	27.39		8	5050	226.64	
5		3020	10.61	6		3535	34.35	6	3535	34.35					
6		3020	11.76	8		3535	38.74	8	3535	38.74					
8		3535	15.65												

**Taper Bored
V & Wedge Pulleys (Cast Iron)**



SPC - Section

This is NOT a comprehensive list.
Please enquire for other sizes.

Pitch Diameter	No. of Grooves	Bush Number	Pitch Diameter	No. of Grooves	Bush Number	Pitch Diameter	No. of Grooves	Bush Number	
200	3	2517	315	3	3535	475	3	3535	
	4	3020		4	3535		4	3535	
	5	3535		5	3535		5	4040	
	6	3535		6	3535		6	4545	
				8	4040		8	5050	
212	3	3020			10	4545	500	3	3535
	4	3020		335	3	3535		4	3535
	5	3535			4	3535		5	4040
6	3535	5	3535		6	4545			
			6		3535	8		5050	
224	3	3020		8	4040	10	5050		
	4	3535	355	3	3535	530	3	3535	
	5	3535		4	3535		4	4040	
	6	3535		5	3535		5	4545	
8	3535	6		3535	6		5050		
236	3	3020		8	4040		8	5050	
	4	3535	375	10	4545	560	3	3535	
	5	3535		3	3535		4	4040	
	6	3535		4	3535		5	4545	
8	3535	5		3535	6		5050		
250	3	3020		6	4040		8	5050	
	4	3535	400	8	4545	630	3	4040	
	5	3535		3	3535		4	4545	
	6	3535		4	3535		5	5050	
	8	3535		5	3535		6	5050	
10	4040	6	4040	8	5050				
265	3	3535		8	4545	710	5	5050	
	4	3535	425	10	5050		6	5050	
	5	3535		3	3535		8	5050	
	6	3535		4	3535		10	5050	
8	3535	450		5	4040	800	3	4545	
280	3		3535	6	4545		4	5050	
	4		3535	8	4545		5	5050	
	5		3535	450	3		3535	6	5050
	6	3535	4		3535		8	5050	
	8	3535	5		4040	10	5050		
10	4040	6	4545		1000	5	5050		
300	3	3535	8	5050		6	5050		
	4	3535	10	5050		8	5050		
	5	3535				10	5050		
	6	3535							
8	4040								
10	4545								



J Section

8 Groove			12 Groove			16 Groove		
Type	Ref	Bush Size	Type	Ref	Bush Size	Type	Ref	Bush Size
63J8		1108	63J12		1108	-		-
71J8		1108	71J12		1108	71J16		1215
75J8		1108	75J12		1610	75J16		1610
80J8		1610	80J12		1610	80J16		1610
85J8		1610	85J12		1610	85J16		1610
90J8		1610	90J12		1610	90J16		1610
95J8		1610	95J12		1610	95J16		1610
100J8		1610	100J12		1610	100J16		1610
106J8		1610	106J12		1610	106J16		1610
112J8		1610	112J12		1610	112J16		1610
118J8		1610	118J12		2012	118J16		2012
125J8		1610	125J12		2012	125J16		2012
132J8		1610	132J12		2012	132J16		2012
140J8		1610	140J12		2517	140J16		2517
160J8		2012	160J12		2517	160J16		2517
180J8		2012	180J12		2517	180J16		2517
200J8		2012	200J12		2517	200J16		2517
224J8		2012	224J12		2517	224J16		2517
250J8		2012	250J12		2517	250J16		2517

L Section

8 Groove			12 Groove			16 Groove			20 Groove		
Type	Ref	Bush Size	Type	Ref	Bush Size	Type	Ref	Bush Size	Type	Ref	Bush Size
75L8		1210	75L12		1210	-		-	-		-
80L8		1210	80L12		1210	-		-	-		-
85L8		1210	85L12		1610	85L16		1610	-		-
90L8		1610	90L12		1610	90L16		1610	-		-
95L8		1610	95L12		1610	95L16		1610	-		-
100L8		1610	100L12		2012	100L16		2012	-		-
106L8		1610	106L12		2012	106L16		2012	-		-
112L8		1610	112L12		2012	112L16		2012	-		-
118L8		2012	118L12		2517	118L16		2517	118L20		2517
125L8		2012	125L12		2517	125L16		2517	125L20		2517
137L8		2012	137L12		2517	137L16		2517	137L20		2517
140L8		2517	140L12		2517	140L16		2517	140L20		3020
150L8		2517	150L12		2517	150L16		2517	150L20		3020
160L8		2517	160L12		2517	160L16		2517	160L20		3020
170L8		2517	170L12		2517	170L16		3020	170L20		3020
180L8		2517	180L12		2517	180L16		3020	180L20		3020
190L8		2517	190L12		2517	190L16		3020	190L20		3020
200L8		2517	200L12		3020	200L16		3020	200L20		3525
212L8		2517	212L12		3020	212L16		3020	212L20		3525
224L8		2517	224L12		3020	224L16		3020	224L20		3525
235L8		2517	235L12		3020	235L16		3020	235L20		3525
250L8		2517	250L12		3020	250L16		3020	250L20		3525
280L8		3020	280L12		3020	280L16		3525	280L20		3525
315L8		3020	315L12		3525	315L16		3525	315L20		4040
356L8		3020	356L12		3525	356L16		3525	356L20		4040
400L8		3020	400L12		3525	400L16		3525	400L20		4040
450L8		3020	450L12		3525	450L16		3525	450L20		4040
500L8		3020	500L12		3525	500L16		3525	500L20		5050
560L8		3020	560L12		3525	560L16		3525	560L20		5050
630L8		3020	630L12		3525	630L16		4040	630L20		5050



Metric Bores & Keyways

Bore Diameter	Keyway		Shallow Keyway Depth	Product Code								
	Width	Depth		1008	1108	1210	1610	1615	2012	2517	3020	3030
9	3	1.4	-	*	*							
10	3	1.4	-	*	*							
11	4	1.8	-	*	*	*						
12	4	1.8	-	*	*	*						
14	5	2.3	-	*	*	*	*	*	*			
15	5	2.3	-	*	*	*	*	*	*			
16	5	2.3	-	*	*	*	*	*	*	*		
18	6	2.8	-	*	*	*	*	*	*	*		
19	6	2.8	-	*	*	*	*	*	*	*		
20	6	2.8	-	*	*	*	*	*	*	*		
22	6	2.8	-	*	*	*	*	*	*	*		
24	8	3.3	1.3	*	*	*	*	*	*	*		
25	8	3.3	1.3	*	*	*	*	*	*	*	*	
28	8	3.3	1.3		*	*	*	*	*	*	*	
30	8	3.3	-			*	*	*	*	*	*	
32	10	3.3	-			*	*	*	*	*	*	
35	10	3.3	-				*	*	*	*	*	*
38	10	3.3	-				*	*	*	*	*	*
40	12	3.3	-				*	*	*	*	*	*
42	12	3.3	2.2				*	*	*	*	*	*
45	14	3.8	-					*	*	*	*	*
48	14	3.8	-					*	*	*	*	*
50	14	3.8	-					*	*	*	*	*
55	16	4.3	-					*	*	*	*	*
60	18	4.4	-						*	*	*	*
65	18	4.4	-						*	*	*	*
70	20	4.9	-							*	*	*
75	20	4.9	-							*	*	*

Bore Diameter	Keyway		Shallow Keyway	Product Code								
	Width	Depth		3525	3535	4030	4040	4535	4545	5040	5050	
35	10	3.3	-	*	*							
38	10	3.3	-	*	*							
40	12	3.3	-	*	*	*	*					
42	12	3.3	-	*	*	*	*					
45	14	3.8	-	*	*	*	*					
48	14	3.8	-	*	*	*	*					
50	14	3.8	-	*	*	*	*					
55	16	4.3	-	*	*	*	*	*	*			
60	18	4.4	-	*	*	*	*	*	*			
65	18	4.4	-	*	*	*	*	*	*			
70	20	4.9	-	*	*	*	*	*	*	*	*	
75	20	4.9	-	*	*	*	*	*	*	*	*	*
80	22	5.4	-	*	*	*	*	*	*	*	*	*
85	22	5.4	-	*	*	*	*	*	*	*	*	*
90	25	5.4	-	*	*	*	*	*	*	*	*	*
95	25	5.5	-	*	*	*	*	*	*	*	*	*
100	28	6.4	4.4	*	*	*	*	*	*	*	*	*
105	28	6.4	-			*	*	*	*	*	*	*
110	28	6.4	-			*	*	*	*	*	*	*
115	32	7.4	5.4			*	*	*	*	*	*	*
120	32	7.4	-				*	*	*	*	*	*
125	32	7.4	-				*	*	*	*	*	*



Inch Bores & Keyways

Bore Diameter	Keyway		Shallow Keyway Depth	Product Code								
	Width	Depth		1008	1108	1210	1610	1615	2012	2517	3020	3030
0.375	0.125	0.06	-	*	*							
0.500	0.125	0.06	-	*	*		*	*				
0.625	0.187	0.09	-	*	*	*	*	*				
0.750	0.187	0.09	-	*	*	*	*	*	*	*		
0.875	0.250	0.12	-	*	*	*	*	*	*	*		
1.000	0.250	0.12	0.052	*	*	*	*	*	*	*		
1.125	0.312	0.11	0.064		*	*	*	*	*	*		
1.250	0.312	0.11	-			*	*	*	*	*	*	*
1.375	0.375	0.11	-				*	*	*	*	*	*
1.500	0.375	0.11	-				*	*	*	*	*	*
1.625	0.437	0.13	0.103				*	*	*	*	*	*
1.750	0.437	0.13	-					*	*	*	*	*
1.875	0.500	0.13	-					*	*	*	*	*
2.000	0.500	0.13	-					*	*	*	*	*
2.125	0.625	0.18	-						*	*	*	*
2.250	0.625	0.18	-						*	*	*	*
2.375	0.625	0.18	-						*	*	*	*
2.500	0.625	0.18	-						*	*	*	*
2.625	0.750	0.21	-							*	*	*
2.750	0.750	0.21	2.2							*	*	*
2.875	0.750	0.21	-							*	*	*
3.000	0.750	0.21	-							*	*	*

Bore Diameter	Keyway		Shallow Keyway	Product Code								
	Width	Depth		3525	3535	4030	4040	4535	4545	5040	5050	
1.5	0.375	0.11	-	*	*							
1.625	0.437	0.13	-	*	*							
1.75	0.437	0.13	-	*	*	*	*					
1.875	0.5	0.13	-	*	*	*	*					
2	0.5	0.13	-	*	*	*	*					
2.125	0.625	0.18	-	*	*	*	*					
2.25	0.625	0.18	-	*	*	*	*	*	*			
2.375	0.625	0.18	-	*	*	*	*	*	*			
2.5	0.625	0.18	-	*	*	*	*	*	*			
2.625	0.75	0.21	-	*	*	*	*	*	*			
2.75	0.75	0.21	-	*	*	*	*	*	*	*	*	*
2.875	0.75	0.21	-	*	*	*	*	*	*	*	*	*
3	0.75	0.21	-	*	*	*	*	*	*	*	*	*
3.125	0.875	0.26	-	*	*	*	*	*	*	*	*	*
3.25	0.875	0.26	-	*	*	*	*	*	*	*	*	*
3.375	0.875	0.26	-	*	*	*	*	*	*	*	*	*
3.5	0.875	0.26	-	*	*	*	*	*	*	*	*	*
3.75	1	0.32	0.245	*		*	*	*	*	*	*	*
4	1	0.32	0.155	*		*	*	*	*	*	*	*
4.25	1.25	0.37	-			*		*	*	*	*	*
4.5	1.25	0.37	0.255			*		*	*	*	*	*
4.75	1.25	0.37	-					*		*	*	*
5	1.25	0.37	0.258					*		*	*	*

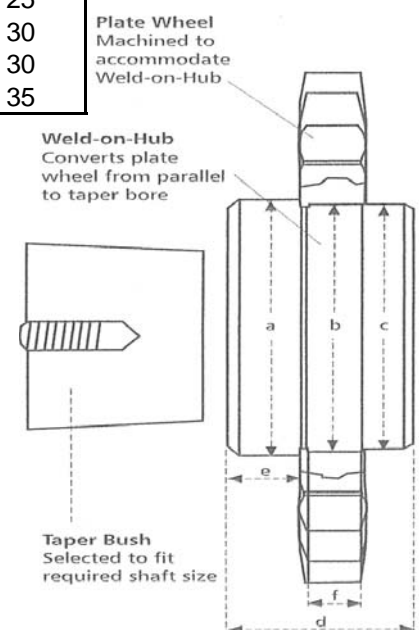


General Taper Lock Data

Bush Size		1008	1108	1210	1610	1615	2012	2517	3020	3030	3525	3535	4030	4040	4535	4545	5040	5050
Screw tightening torque (Nm)		5.6	5.6	20	20	20	30	50	90	90	115	115	170	170	190	190	270	270
Quantity		2	2	2	2	2	2	2	2	2	3	3	3	3	3	3	3	3
Screw details	Size (BSW)	1/4"	1/4"	3/8"	3/8"	3/8"	7/16"	1/2"	5/8"	5/8"	1/2"	1/2"	5/8"	5/8"	3/4"	3/4"	7/8"	7/8"
	Hex, socket size (mm)	3	3	5	5	5	6	6	8	8	10	10	12	12	14	14	14	14
Large end dia. (mm)		35.0	38.0	47.5	57.0	57.0	70.0	85.5	108.0	108.0	127.0	127.0	146.0	146.0	162.0	162.0	178.0	178.0
Bush Length (mm)		22.3	22.3	25.4	25.4	38.1	31.8	44.5	50.8	76.2	63.5	89.0	76.2	102.0	89.0	114.0	102.0	127.0
Approx mass (kg)		0.1	0.1	0.2	0.3	0.5	0.7	1.5	2.7	3.6	3.8	5.0	5.6	7.7	7.5	10.0	11.1	14.0

Weld on Hub

Hub Ref	Bush	a mm	b mm	c mm	d mm	e mm	f mm
WH12	1210	70	65	64.5	25	9	10
WH16	1610	80	75	74.5	25	9	10
WH20	2012	95	90	89.5	32	12	12
WH25	2517	115	110	109.5	44	19	15
WH30	3020	145	140	139.5	50	20	15
WH35	3525	190	180	179.5	65	25	25
WH40	4040	200	190	189.5	102	32	30
WH45	4545	210	200	199.5	114	40	30
WH50	5050	230	220	219.5	127	40	35





ASHLEY POWER



Notes