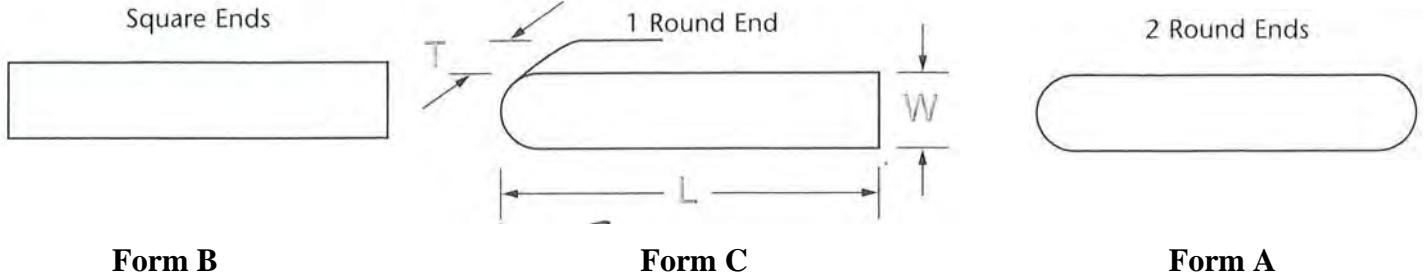




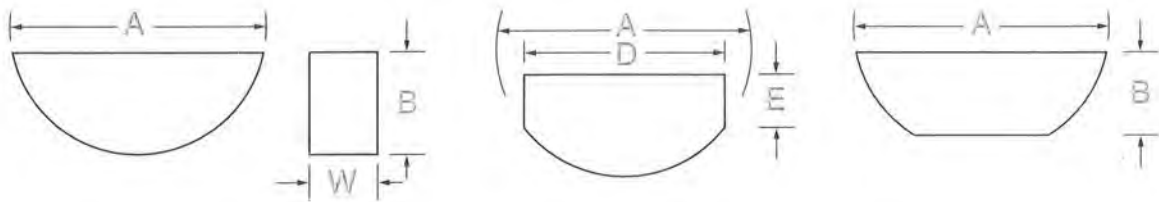
Plain Keys

Rectangular or square, manufactured to BS 46 Part 1 (imperial), BS 4235 Part 1 (metric) and DIN specifications.



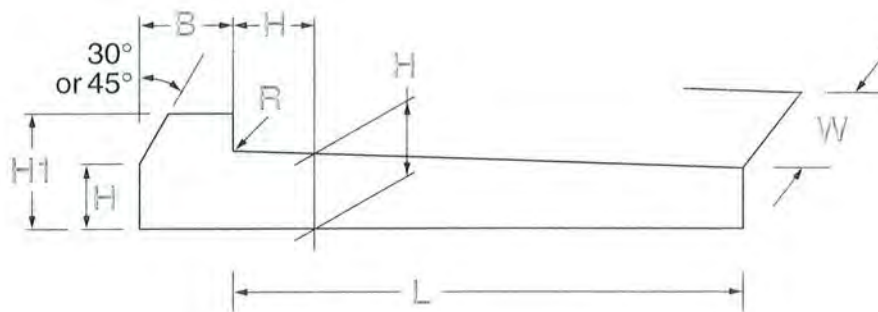
Woodruff Keys

Manufactured to BS 46 Part 1 (imperial), BS 4235 Part 2 (metric) and DIN specifications. Quote Whitney numbers or advise size.



Gib Head Keys

Rectangular and square, taper and parallel. Manufactured to BS 46 Part 1 (imperial) and BS 4235 Part 1 (metric).



For all above.

Note 1: When ordering please supply dimensions as highlighted above

Note 2: Standard tolerances supplied unless special request.

Note 3: BS 46 Part 1 is obsolete but Keys are still supplied to customer's order. New design please refer to BS4235

Note 4: Standard Key steel material offered unless special request.